

# Sage 100 ERP Tips and Tricks:

## Business Insights Dashboard (MAS 90/200)

Prepared by:

Anthony Volpe  
Senior Software Consultant

November 2016

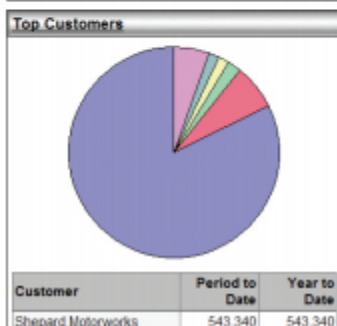
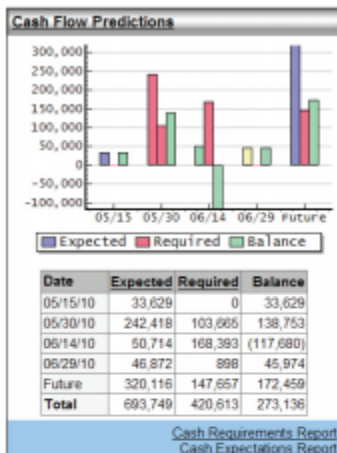
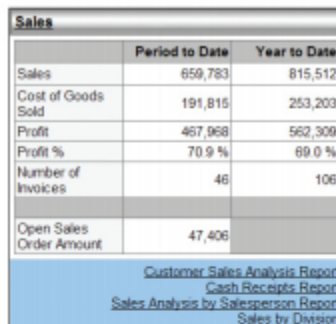
## Business Insights Dashboard

If you are a busy manager or business owner who needs quick access to key business information in a format that is easy to read and understand, Business Insights Dashboard for Sage 100 ERP is the ideal solution.

Designed to provide the data you need to make critical decisions, Business Insights Dashboard presents information in a high-level, attractive graphical format that allows you to instantly ascertain the state of your business. Flexible yet simple to use, this dashboard is displayed within the Sage 100 ERP Business Desktop and can also be accessed directly with Microsoft® Internet Explorer® or Outlook®.

This powerful tool provides timely and efficient access to accurate financial information generated from your Sage 100 ERP system. You can keep on top of critical business management information and be better prepared to thrive in today's fast-paced, highly competitive business environment. With Business Insights Dashboard, you decide what information is the most critical to your operation.

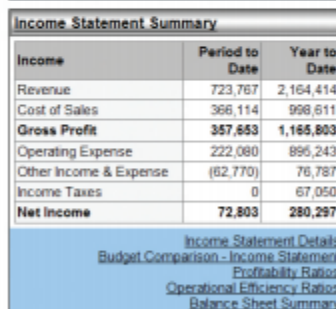
Select up to 12 key reports to include on your start page, the order in which the information appears, and how much detail is displayed.

**Sales**

	Period to Date	Year to Date
Sales	659,783	815,512
Cost of Goods Sold	191,815	253,203
Profit	467,968	562,309
Profit %	70.9 %	69.0 %
Number of Invoices	46	106
Open Sales Order Amount	47,406	

[Customer Sales Analysis Report](#)  
[Cash Receipts Report](#)  
[Sales Analysis by Salesperson Report](#)  
[Sales by Division](#)



**Income Statement Summary**

Income	Period to Date	Year to Date
Revenue	723,767	2,164,414
Cost of Sales	366,114	996,611
<b>Gross Profit</b>	<b>357,653</b>	<b>1,165,803</b>
Operating Expense	222,080	896,243
Other Income & Expense	(62,770)	76,787
Income Taxes	0	67,050
<b>Net Income</b>	<b>72,803</b>	<b>280,297</b>

[Income Statement Details](#)  
[Budget Comparison - Income Statement](#)  
[Profitability Ratios](#)  
[Operational Efficiency Ratios](#)  
[Balance Sheet Summary](#)

---

For more information or assistance with Sage 100 ERP (MAS 90/200), contact us now at [info@llbgroup.com](mailto:info@llbgroup.com) or [267.457.4700](tel:267.457.4700).

## About the LLB Group, LLC

In business since 1984, The LLB Group is a Technology Company serving businesses in the Greater Philadelphia Area.

The LLB Group supports businesses in the following:

- ◆ Software - Sage 100 ERP & CRM (formally MAS 90 & 200), Acumatica
- ◆ IT Managed Services – Proactive Infrastructure Support and Service Desk
- ◆ Cloud Services – From Software as a Service (SaaS) to Infrastructure as a Service (IaaS)
- ◆ Telecommunication Solutions – Carrier Services (voice and internet) & Hosted VoIP
- ◆ Energy Procurement – Single Source for choosing Energy Suppliers in deregulated states

**Our mission statement:** To establish and maintain mutually beneficial, long term relationships with our clients by delivering the latest technology, consulting, services, maintenance and support as a highly cost-effective IT solution in order to maximize our clients' productivity and profitability.

**CONNECTING THE THINGS THAT MAKE BUSINESS WORK SINCE 1984**