

Innovations

National S'mores Day August 10th

Did you know the first official recipe for S'mores was published in the Girl Scout handbook published in 1927?

This delicious recipe dates back more than 80 years.

Today, check the menu for S'mores when dining out. You may be pleasantly surprised.

Hamburger Mary's in Chicago offers a dessert they coined "Mary Tyler S'mores" where they bring you all the ingredients for S'mores as well as a "mini campfire."

The Saddle Ranch Chop House in California is a great little stop too, where you can enjoy a "Create your own S'mores platter" as they call it.

You even get to roast your own marshmallows in their outdoor fire pits.

Raise IT security measures and lower stress

Simplify. Prevent problems. Do it right, not over. These are just a few of the phrases among the most popular published in "Stress-Reducing Tips" articles. But, how do you achieve these goals?

Take a look at your IT security measures first. Protecting your information systems from unauthorized use, disruption or destruction can help you reduce the number of stressful incidents that may arise as a result of vulnerability. How can you decide what level of security is right for your organization?

Dive into a threat and risk analysis...

We can work with you to review the current security mechanisms and determine what needs to be protected. The level of security necessary for your business is largely reliant on the possible threats. If you have 500 employees, you may have a greater interest in user account changes due to employee vengeance vs. a small dental practice whose chief concern is confidentiality.



Take advantage of our Free Network Audit, and learn about the current options available for firewalls, controlled accessibility, anti-virus, spam filtering and much more.

Simplify... Take time develop a plan. Listen to employee feedback, analyze your current operations and review key points for development within your company in order to simplify business processes and protect your company data.

Think of the future. Is your organization in growth mode or are you looking to stabilize your current position. Many of our clients come to us with only a few changes and

end up with a dozen things they would like completed to help them increase security, increase efficiency, decrease operating costs and prepare for the future.

Prevent problems... Security is everyone's responsibility. According to Datapro Research, the most common causes of damage are 3% terrorism, 10%

(Continued on page 2)

Hardware failure, a snake in the grass


You arrive early at the office Monday morning to get a jump on your work week, but your computer has trouble starting up, again. Instead of calling tech support, you restart the computer and hope for the best since you have 60 hours of work this week and 40 hours to do it.

Have you ever experienced something like this? Watch out, if it becomes a persistent issue it may be the first sign of a hardware failure. If you experience a

lockup when booting up, be sure to keep an eye out for frequent freezes or file loss too as these may indicate a larger issue brewing.

Any good technician will tell you, recognizing the early warning signs can help you avoid a lot of unnecessary headache associate with a hardware failure. Of course, it is entirely possible that lockups, freezes and file loss may be software-related, but if they become an ongoing problem, give us a call for a

(Continued on page 3)



Raise IT security...

(Continued from page 1)

water, 10% technical sabotage, 10% dishonest people, 15% fire and finally 52% human error. Unfortunately, 81% of this damage is caused by current employees.

Honestly, we could install the most secure computer system in the world, but if passwords are written on a sticky notes and stuck to computer monitors in the office or saved in word documents, we cannot guarantee security.

New threats and vulnerabilities emerge everyday that can endanger your company. Take a preventative approach to managing your information systems with reliable security measures and proper training for your employees. After all, employees are the forefront of any business. They are the first line of defense against threats and the first contact with your customers.

Firewalls and virus protection must be current. If you don't know if these measures are in place, we can help you identify current software installed and enable or update them if necessary. A worthwhile anti-virus or firewall solution will automatically update itself as new updates are available.


Spam filtering can solve many e-mail problems that plague your inbox. Everyday spammers find

new ways to get into e-mail inboxes. A lot of spam is simply unwanted advertising that is just annoying and takes up space. Some of these messages can be quite harmful transmitting viruses, adware or spyware to your computer which can eventually infect your entire office. A spam filter can establish a list of safe addresses, or a white list. This list helps you fine tune the filter to allow your regular contacts to skate right through.

File level access is also frequently used in business today. This feature allows you to determine a preset level of security for files located on your server or in shared folders based on permissions for user accounts. So, you can make all the financial documents only available for your accounting department.

Do it right, not over. Don't you just love it when a colleague says, "I told you so." This time you will be the one bragging. With the Intelligent Technical Solutions IT Protectorate Program, you never have to worry about devastating viruses, security breaches or computer failures. We will monitor your network needs and inform you of any anomalies that may cause harm.

Raise IT security measures and lower your stress with ITS on your side.



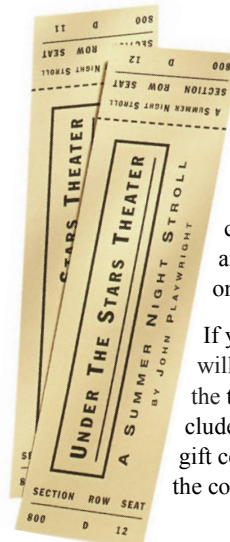
"On the Internet, nobody knows you're a dog."

Who wants free movie tickets!

We've added a lot of new customers in the past year thanks to customer word of mouth, and we're looking to grow even more.

If you know someone who needs computer services for their company, we would sincerely appreciate your referrals. Your friend will receive a Free Network Audit to check for viruses and prevent potential problems from creeping up on them.

If your referral turns into a customer for ITS, we will send you a Movie Night for two package for the theater of your choice! This gift pack will include two tickets to the movie of your choice with a gift certificate good for drinks, popcorn, and candy at the concession stand.



3 easy tips to keep your PC running smoothly

Did you skip spring cleaning this year? Is your PC rebelling? Or slowly, slowing down? Take time to clean your computer inside and out.

Be honest, how long has it really been since you opened your computer tower or cleaned your keyboard and mouse? Regular cleanings can actually keep your system running smoothly and protect you for unwanted illnesses.

1. Clean your mouse! No one ever suspects the little guy, but your mouse could hold a variety of harmful bacteria. Use a small amount of cleaning solution on a lint free cloth to clean your mouse every few weeks. If you or another user have been ill, more frequent cleanings are recommended.

2. Clean your keyboard. Keyboards collect a lot of little extras from your lunch, papers or even dirty hands. To clean your keyboard just shutdown your computer, remove the plugs from your PC and take the keyboard directly to the trash can. Turn the keyboard upside down and shake all those hiding deposits right out or use compressed air to force them right into the trash. After you have cleared the debris from around the keys, use cotton swabs with a little cleaning solution like isopropyl alcohol to

clean in-between the keys. Then use a lint free cloth with a little more solution to clean the tops of all your keys. Finish up by wiping the entire keyboard with a dry cloth.

3. Clean your tower. The actual computer component that your keyboard, mouse and other peripherals plug into is called a tower. Unfortunately, it can collect an astonishing amount of dust and debris especially when placed directly on the floor.

Did you just look down at your tower bewildered? If so, it is definitely time for a cleaning. First, use a small amount of household cleaner to wipe down the outside and vents around the outlets (never use solvents that can damage plastic). Then remove the cover of the case that houses all of the internal parts. One side in particular, should come off with ease. Look for the screws on the back or a large push button on the top. When you can see the inner workings of your PC, vacuum out the inside with a portable battery powered vacuum to prevent static electricity that can harm your computer.

As always, give us a call if you would like assistance. We are here to help!

Recognize early warning signs...

(Continued from page 1)

full inspection. Even a little speck of dust wiggling it's way into the innards of your computer can cause trouble, data loss and down time.

Don't second guess your saving techniques, you may be experiencing what could be the forerunner of a computer crash. Thoughts like, "I just edited this document and now the changes are not there" or "I saved a new version of this letter this morning but, it doesn't seem to exist" are common, but the problem may not be you. Now your getting the idea, hardware failure can be very deceiving and many of the symptoms could be easily attributed to other issues.

Is your mouse on strike? If your keyboard or mouse seem to have a mind of their own, check the connection or change the batteries if you have a wireless setup. However, if the problem continues even over a few months time or happens more often, it may be an early warning sign for a different type of failure, hardware failure.

When your computer frequently freezes

you may be inclined to quit and restart to clear up the issue. What you may not know, is that your hard drive could be on it's last leg and if you continue pushing it to perform, you may end up losing everything.

Take a breather... Think about the last time you had a problem. Are the problems getting worse? Do you seem to have one continual issue that just never goes away? Failing hardware isn't any fun. A hardware failure is even less so. Our experienced technicians will work to diagnose, repair or replace any troublesome parts necessary to get you up and running again, fast. Take the initiative; we have seen all to many clients with that look of despair saying,

"Tell me I haven't lost everything?"

Intelligent Technical Solutions
(888) 969-3636





INTELLIGENT TECHNICAL SOLUTIONS

August 2008

7500 W. Lake Mead Blvd.
Suite 9-196
Las Vegas, NV 89128

(702) 869-3636
(888) 969-3636 toll free



“We make all of your computer problems go away without the cost of a full-time IT staff”

Full-time IT, at part-time prices! — UNLIMITED support at a flat monthly fee you can budget for just like payroll!

Inquiring Minds...

Where does your conversation go after you close the instant messaging window? Generally, into an archive of course.

Most people think, “When I am finished chatting, I close the instant message window and the conversation erases. Then I can open another window and start over, right?”

Wrong, if you use an instant messenger (IM) like Yahoo, Google or AOL you might be shocked to learn that all of your conversations could be recorded and recalled at anytime without your knowledge. Think about it... if your inter-office communications were made public, how could it change your company? Even though IM’s are now one of the most popular features on the Internet, the history they can store may be dangerous when misused.

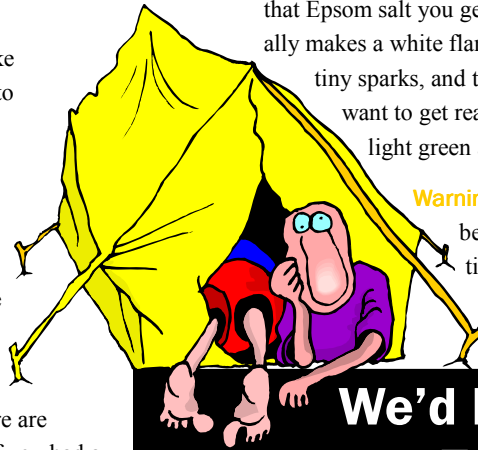
Isn’t that against the law? Unfortunately, there are no solid laws that apply to instant messaging. If you had a conversation with a competitor and they didn’t tell you the instant messaging conversation would be archived, they can still recall it and share it with others as they please. In some parallel fashion, I am sure a savvy lawyer could associate instant messaging with wiretap laws since they are conducted just like a phone call but online. However, government regulations have not caught up with the new technology trends.

Camp fire color magic. Why not take your camp fire to the next level with a plethora of color. August is really

the last month of the season for many of us to get out in nature and have a good reason for turning off our cell phones and computers. So, close the season with a punch.

All you need is a little creativity and a few extra supplies. For example, that Epsom salt you generously dumped in your bath last night, it actually makes a white flame when thrown into a camp fire, sugar produces tiny sparks, and table salt creates a bright orange flame. If you want to get really fancy, Borax for the laundry turns the flames light green and water softener salt makes a purple fire.

Warning! These are fun parlor tricks but, please remember to use these chemicals sparingly and with caution. Especially when scaring the jeepers out of little campers who may scatter at the site of your light show. Happy camping!



We’d Love To Hear From You!



Is there an article you would like to comment on? Is there a topic you want us to research? Have a funny story or a resource you want to share with the other subscribers? Send it to us! We are always looking for new and useful content to add to our newsletter.

I | T | S (888) 969-3636
help@itsasap.com
www.itsasap.com