







Exhibit E
COLTS Cirrus Cloudiness Scale

Classification	Appearance	Description
5		The lens must not show any evidence of effects.
4		The lens shows effects over less than 5% of the total area. <i>(the white circles show the affected areas)</i>
3		The area affected is 5% to 25% of the total area. <i>(the white circles show the affected areas)</i>
2		The area affected is 25% to 50% of the total area.
1		The area affected is 50% to 70% of the total area.
0		The area affected is greater than 70% of the total area.