


PRIVACY HARDWOOD UNDERLAYMENT

PHWU has the correct density to absorb footstep noise under traditional hardwood floors.
Simple to install loose laid on any subfloor.
PHWU IS FOR NAIL DOWN WOOD FLOORS ONLY.



Footstep noise (vibration) is transmitted through the finished floor into the structure below and heard downstairs. Traditional hardwood floors are notoriously loud in the rooms below. Privacy Hardwood Underlay™ is a uniquely engineered product that will absorb footstep noise when used under traditional nail down hardwood floors.

Privacy Hardwood Underlay™ is a locally reactive floor soundproofing product; it absorbs the vibration caused when footsteps occur, at the source. Footstep vibration is significantly reduced before it travels into the structure. Utilizing a soundproofing underlay when installing your floor will create far quieter rooms below in your home or office.

Privacy Hardwood Underlay™ is installed loosely laid, wall to wall, with no gaps. First, install our perimeter isolation gasket to prevent hard connections to walls, cut PHWU to size, tape all seams with our metal tape, and install your finished hardwood floor. Leave a typical gap at the perimeter of the wood floor for expansion, and install your baseboard.

We carry soundproofing underlayments for specific floor types; one-size-fits-all does not apply when soundproofing a floor. You need the right product from the right company to be sure your project will be successful!


Solve your noise problem. Call now to get it right the first time 888-666-5090

With Sound Isolation Company you will get the help you need: expert design, product selection and installation instructions. We have the experience you need for a partnership that will work.

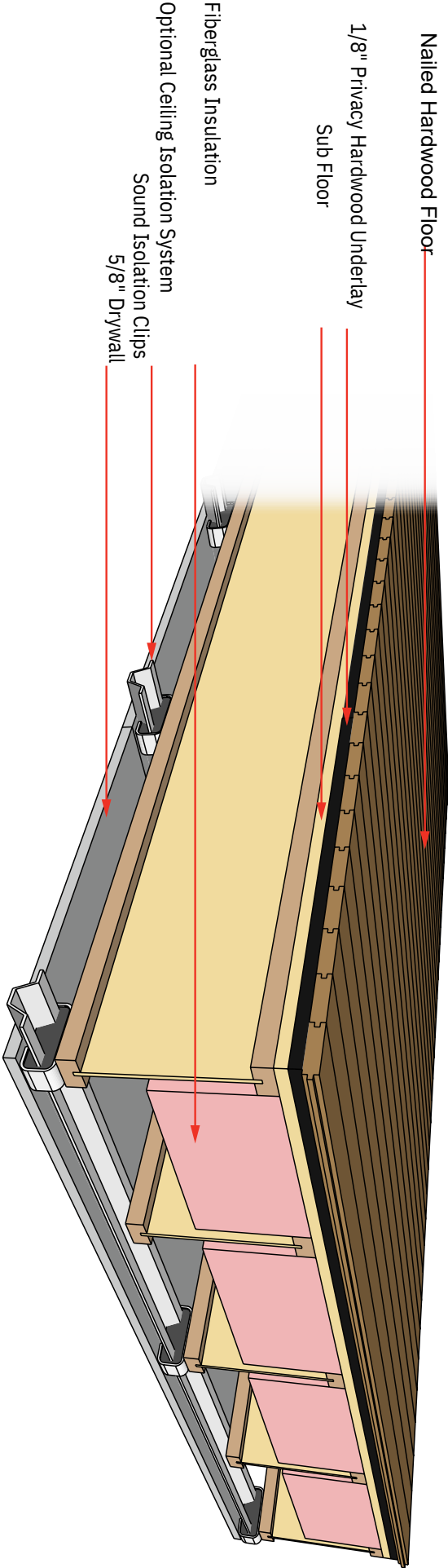
SOUND [ISOLATION] COMPANY

SO QUIET, IT'S SIC

(888)666-5090
info@soundisoco.com
www.soundisoco.com



PHWU under nail down hardwood floors to reduce footstep noise to the rooms below. At only 1/8" thick PHWU will not affect transitions.



Drawing:	Hardwood Floor/Ceiling Assembly
STC/ILC Performance	Concrete Slab Delta ILC 22/STC Varies Wood Joist as Shown ILC 56/STC 60
UL Listing	Not tested for UL
Fire Rating	Architect to Select as Needed
Notes:	1) Subfloor must be free of imperfections, clean and level before starting installation 2) PWHU is to be loose laid, fabric down, seams opposite to hardwood, wall-to-wall, with no gap at perimeter. 3) Install hardwood per manufacturers instructions WITH NAILS. Maintain suggested gap at perimeter. <div></div>