


PRIVACY PLUS CARPET UNDERLAY™



Unwanted noise from above or below can be successfully blocked by using the correct soundproofing underlayment. Privacy Plus Carpet Underlay™ is engineered to be comfortable under foot, and heavy enough to provide measurable noise blocking in both directions. Privacy Plus Carpet Underlay™ is a composite product with a heavy, fabric faced, soundproof barrier layer on top, and a recycled pad on the bottom. At 1/2" thick and with a weight of 2lb/sqft, PPCU is our highest performing Carpet Underlay. You do not need an additional standard carpet pad on top.

PPCU has the right weight and flexibility to absorb the vibrations caused by both footsteps and airborne noise in both directions through the floor. Retail residential and commercial carpet pads simply do not weigh enough to block sound waves through the floor. Privacy Plus Carpet Underlay™ is suitable for use under both new and existing carpet, allowing you to save money soundproofing your floor without buying new carpet.

Contact us to get a sample, discuss your project, and solve your noise problem the first time!

© 2016 Sound Isolation Company

SOUND [ISOLATION] COMPANY

(888) 666-5090

SO QUIET, IT'S SIC

sales@soundisoco.com

PRIVACY ULTIMATE CARPET UNDERLAY™



Unwanted noise from above or below can be successfully blocked by using the correct soundproofing underlayment. Privacy Ultimate Carpet Underlay™ is engineered to be comfortable under foot, and heavy enough to provide measurable noise blocking in both directions. Privacy Ultimate Carpet Underlay™ is much softer than other rubber underlayments used for wood and tile floors, and also includes a protective film to prevent any spills from getting to the pad making clean up a one-time process.

Privacy Ultimate Carpet Underlay™ is manufactured in the USA, using 92 percent post-consumer recycled rubber. The product qualifies for LEED Points, has been certified by Floor Score for indoor air quality, and been used 100's of times in commercial and residential projects with great results. Privacy Ultimate Carpet Underlay™ is a single product that will block footsteps and airborne noise when used on any carpeted floor.

Contact us to get a sample, discuss your project, and solve your noise problem the first time!

© 2016 Sound Isolation Company


SOUND [ISOLATION] COMPANY

(888) 666-5090

SO QUIET, IT'S SIC

sales@soundisolationcompany.com

[PRIVACY PERFORMANCE CARPET UNDERLAY™]



Privacy Performance Carpet Underlay™ is a durable 3/8" thick soundproofing underlayment for use under carpet and rugs. The product has two layers, and firm closed cell foam topped by a flexible soundproof barrier. By adding weight, and a decoupled sound barrier layer to your existing floor we can block unwanted footsteps and airborne noise in one simple step.

Privacy Performance Carpet Underlay™ can be installed under your existing carpet and area rugs, so you don't have to replace them. The product is heavier and will last longer than traditional pads, blocking noise in both directions through the floor.

Call us today to discuss your floor soundproofing project, we will help you select the right product and get it to you quickly. Solve your soundproofing problem today!

© 2016 Sound Isolation Company

SOUND [ISOLATION] COMPANY

(888) 666-5090

SO QUIET, IT'S SIC

sales@soundisolationcompany.com

PRIVACY PREMIUM CARPET UNDERLAY™ INSTALLATION GUIDE

If you have any questions after reading this entire document, call the factory before starting the installation.

- 1 Prepare the room by making sure the floor is clean (remove old staples, nails, etc), dry, smooth, level, and structurally sound.

2 ANY USE OF MECHANICAL FASTENERS OR STAPLES WILL VOID WARRANTY.

Determine direction of carpet seams, install Carpet Underlay perpendicular. Trim all excess green foam so black sound barrier layer and green foam are even along edges.

Premium Carpet Underlay is 3/4" thick. Tack strips must be furred up at least 1/4". Cut to size and install tack strips around the perimeter of the room no more than 1/2" from the wall.

Measure and cut underlay into sections to fit the room. Do not overlap seams. Walls are never straight, factory edges should butt in middle of room, all trimming should be done at perimeter.

- 3 Install first section in the middle of the room. Continue until all sections have been trimmed to fit, and are in place.

Apply Privacy Floor Adhesive* at entire perimeter and seams to hold in place. Fill seams with Green Glue Acoustical Sealant and tape with foil tape- foil tape is important and should be purchased with your order.

* To maintain warranty Privacy Floor Adhesive must be used.

- 4 Carpet pad is not required with any of our products.
If a pad is to be used it must be glued with Privacy Floor Adhesive.

GLUE DOWN INSTALLATION
PRIVACY PREMIUM CARPET UNDERLAY IS NOT SUITABLE FOR GLUE DOWN APPLICATION OF CARPET OR CARPET SQUARES.

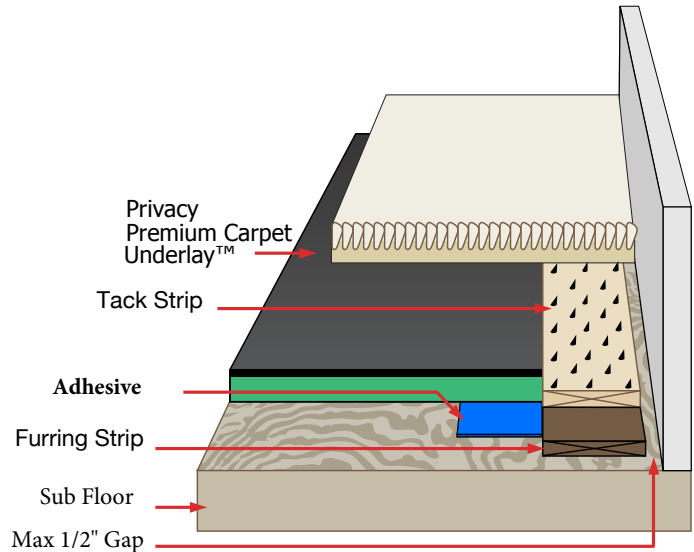


FIG: 1 - Furring Strip + Tack Strip Spacing Diagram

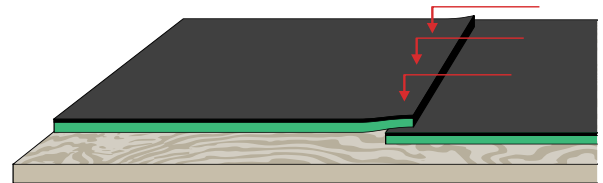


FIG: 2 - Do Not Overlap Underlay Seams

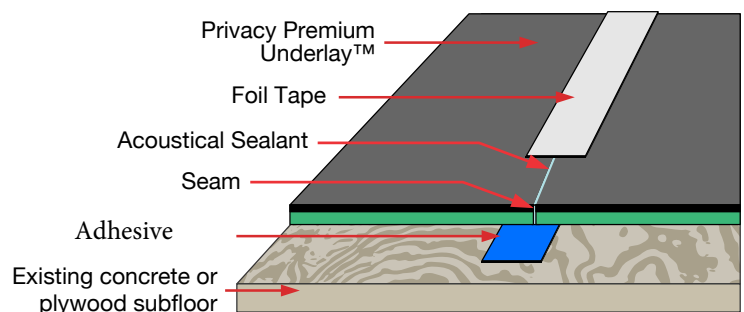


FIG: 3 - Taped Underlay Seams

DISCLAIMER: These application notes represent generally accepted procedures for successful installation. Sound Isolation Company reserves the right to alter these suggestions and encourages contact with the factory or its representatives to review any possible modification to these application notes prior to commencing installation.

PRIVACY ULTIMATE CARPET UNDERLAY™ LIMITED LIFETIME WARRANTY

1. Privacy Ultimate Underlay™ is guaranteed and warranted to be free of manufacturing defects in material and workmanship for 20 years from the original date of purchase, by the original purchaser (Warranty Period). If defects in material and/or workmanship are reported and determined to be present by the good-faith determination of Sound Isolation Company, during the warranty period, Sound Isolation Company's liability will be limited to actions listed in Part 6 below.
2. Sound Isolation Company shall not be responsible for any damage, loss, or claim whatsoever unless the material is installed according to the written instructions provided by Sound Isolation Company and used only as intended by Sound Isolation Company, including the use of Privacy Floor Adhesives for installation.
3. Privacy Ultimate Underlay™ can be installed under most types of flooring installation products including ceramic tiles and many stone tiles, carpet, carpet tiles, hardwood, parquet laminate, LVP and engineered wood for floors used under "light" performance levels under ASTM C627 for commercial use in office space, reception areas, kitchens, and bathrooms; Wood subfloors must be a minimum of 1" thick double construction and qualify as to deflection under ANSI deflection standards (L/360 for tile and L/720 for stone minimums): For installing ceramic tile over Privacy Ultimate Underlay™, a high quality latex modified thinset mortar is required. These may be labeled as Full Flex, Super Flex, or Multi Flex thinset mortars. Flexible grout is also suggested.
4. Moisture problems with concrete subfloors are specifically excluded and slabs must be wet-cured for a minimum of 25 days before installing Privacy Ultimate Underlay™ and any claim made herein must include a certifiable concrete subfloor moisture testing result at the time of installation. Additionally, subfloors including concrete, must be clean, dry, smooth, and structurally sound and if leveling problems are encountered they must be addressed by the Contractor before installation of Privacy Ultimate Underlay™ by proper fill, patching, and/or self leveling compounds.
5. Recycled rubber products may present an odor when unpackaged. All products should be unpackaged and unrolled 72 hours prior to installation. Our experience has shown that any odor, if caused by the product, will dissipate quickly over time. There is no warranty provided for the presence of any odor when Privacy Ultimate Underlay™ is purchased or installed.
6. Our liability is limited to the repair or replacement of products, which are shown to be defective during the Warranty Period, except, at Sound Isolation Company's sole discretion a credit may be issued not exceeding the original purchase price of the product. The owner/purchaser agrees not to advance any claim for any other measure of damage or loss. Sound Isolation Company shall not be liable for installation, disassembly, removal, disposal, return shipping, or other similar or related costs, including consequential and incidental damages.