

# PRIVACY ULTIMATE CARPET UNDERLAY™



Unwanted noise from above or below can be successfully blocked by using the correct soundproofing underlayment. Privacy Ultimate Carpet Underlay™ is engineered to be comfortable under foot, and heavy enough to provide measurable noise blocking in both directions. Privacy Ultimate Carpet Underlay™ is much softer than other rubber underlayments used for wood and tile floors, and also includes a protective film to prevent any spills from getting to the pad making clean up a one-time process.

Privacy Ultimate Carpet Underlay™ is manufactured in the USA, using 92 percent post-consumer recycled rubber. The product qualifies for LEED Points, has been certified by Floor Score for indoor air quality, and been used 100's of times in commercial and residential projects with great results. Privacy Ultimate Carpet Underlay™ is a single product that will block footsteps and airborne noise when used on any carpeted floor.

Contact us to get a sample, discuss your project, and solve your noise problem the first time!

© 2016 Sound Isolation Company


**SOUND [ISOLATION] COMPANY**

(888) 666-5090

SO QUIET, IT'S SIC

[sales@soundisolationcompany.com](mailto:sales@soundisolationcompany.com)

# [ PRIVACY PLUS CARPET UNDERLAY™ ]



Unwanted noise from above or below can be successfully blocked by using the correct soundproofing underlayment. Privacy Plus Carpet Underlay™ is engineered to be comfortable under foot, and heavy enough to provide measurable noise blocking in both directions. Privacy Plus Carpet Underlay™ is a composite product with a heavy, fabric faced, soundproof barrier layer on top, and a recycled pad on the bottom. At 1/2" thick the product acts as a stand alone carpet pad.

PPCU has the right weight, and flexibility to absorb the vibrations caused by both footsteps and airborne noise in both directions through the floor. Retail residential and commercial carpet pads simply do not weigh enough to block sound waves through the floor. Privacy Plus Carpet Underlay™ is suitable for use under both new and existing carpet, allowing you to save money soundproofing your floor without buying new carpet.

Contact us to get a sample, discuss your project, and solve your noise problem the first time!

© 2016 Sound Isolation Company


**SOUND [ISOLATION] COMPANY**

(888) 666-5090

SO QUIET, IT'S SIC

[sales@soundisolationcompany.com](mailto:sales@soundisolationcompany.com)

# [ PRIVACY PREMIUM CARPET UNDERLAY™ ]



For the most demanding floor soundproofing challenges we have developed Privacy Premium Carpet Underlay™. Home Theater, Home Studio and Bonus rooms over a Master Bedroom are some of the common projects where Privacy Premium Carpet Underlay™ is the only solution. Combining a flexible 1/4" soundproof barrier and 1/2" Sylomer foam produces a unique product made specifically for soundproofing a floor.

Blocking low frequency noise from a sub-woofer, or kids jumping on the floor above requires both weight and a change in density. You must add significant weight and something that is slightly flexible to reflect the sound in the other direction.

Privacy Premium Carpet Underlay™ is a stand alone solution; there's no need for an additional carpet pad. You can use the product with both new and existing carpet products, providing a savings on the total cost of the project.

Contact us for a sample and a proven solution to remedy your noise problem.

© 2016 Sound Isolation Company


**SOUND [ISOLATION] COMPANY**

(888) 666-5090

SO QUIET, IT'S SIC

[sales@soundisolationcompany.com](mailto:sales@soundisolationcompany.com)

# PRIVACY PERFORMANCE CARPET UNDERLAY™



Privacy Performance Carpet Underlay™ is a durable 3/8" thick soundproofing underlayment for use under area rugs and lightweight carpet. Performance Carpet Underlay is suitable for less demanding challenges like apartments and areas rugs only. The product has two layers; a bottom layer of closed cell foam topped by a flexible heavy soundproof barrier. The addition of weight, 1lb/sqft, and the correct density to absorb footsteps will block airborne and footstep noise in one step.

Privacy Performance Carpet Underlay™ can be installed under existing carpet and area rugs, so you don't have to replace them. You will see improved sound blocking from below and above by using this product. Privacy Performance Carpet Underlay™ comes in rolls 54" x 20 feet- 10 square yards per roll.

Call us today to discuss your floor soundproofing project, we will help you select the right product and get it to you quickly. Solve your soundproofing problem today!

© 2016 Sound Isolation Company

**SOUND [ISOLATION] COMPANY**

(888) 666-5090

SO QUIET, IT'S SIC

[sales@soundisolationcompany.com](mailto:sales@soundisolationcompany.com)

## TYPICAL CARPET UNDERLAY™ INSTALLATION GUIDE

If you have any questions after reading this entire document, call the factory before starting the installation.

- 1 Prepare the room by making sure the floor is clean (remove old staples, nails, etc), dry, smooth, level, and structurally sound.

### ANY USE OF MECHANICAL FASTENERS OR STAPLES WILL VOID WARRANTY.

2

**For best STC performance run underlay to the wall and install tack strips over underlay. Contact factory with any questions.**

Privacy Carpet Underlay Products are 3/8 to 5/8" thick. Tack strips may needed be furred up for stretch installations.

Determine direction of carpet seams, install Privacy Carpet Underlay perpendicular.

Measure and cut underlay into sections to fit the room. Do not overlap seams. Walls are never straight, factory edges should butt in middle of room, all trimming should be done at perimeter.

3

Install first underlay section in the middle of the room. Continue until all sections have been trimmed to fit against Tack Strip or wall.

Use Double Stick Tape, or PSA Adhesive under perimeter and seams. DST may not adhere properly to plywood, test first. Fill seams with Green Glue Acoustical Sealant, wipe away excess, and tape seams with heavy foil tape- purchase our tape with order.

Carpet pad is not required with any of our products. If a pad is to be used DST seams and perimeter or use acceptable adhesive.

4

### GLUE DOWN INSTALLATION

Glue down carpet or carpet squares can only be used on Plus and Ultimate Carpet Underlay. Privacy Floor Adhesives must be used for installation of our products to maintain warranty.

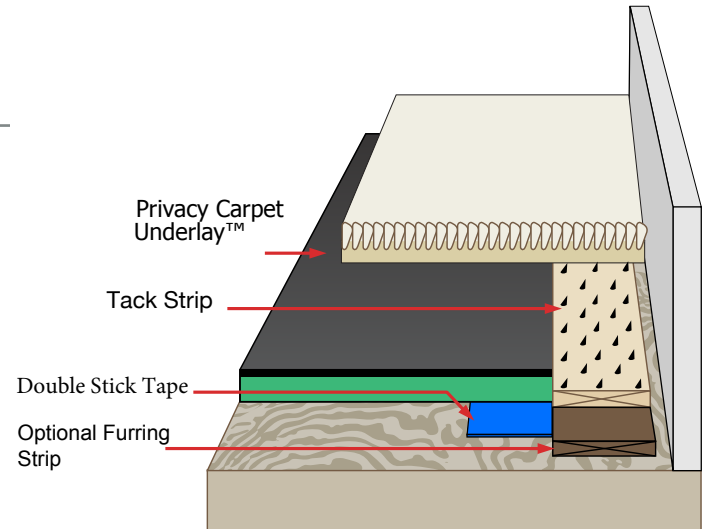


FIG: 1 - Furring Strip + Tack Strip Spacing Diagram

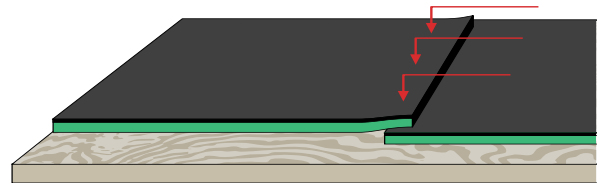
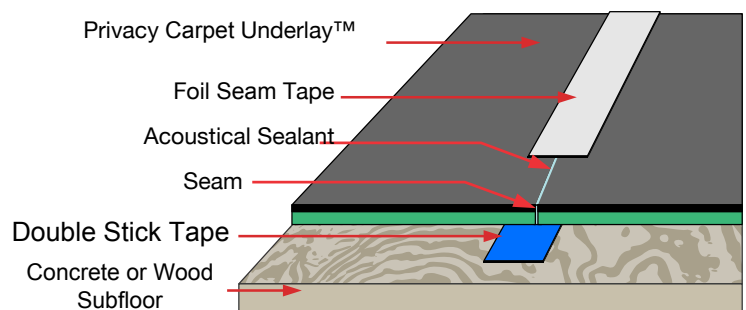


FIG: 2 - Do Not Overlap Underlay Seams



**DISCLAIMER:** These application notes represent generally accepted procedures for successful installation. Sound Isolation Company reserves the right to alter these suggestions and encourages contact with the factory or its representatives to review any possible modification to these application notes prior to commencing installation.

## PRIVACY ULTIMATE CARPET UNDERLAY™ LIMITED LIFETIME WARRANTY

1. Privacy Ultimate Underlay™ is guaranteed and warranted to be free of manufacturing defects in material and workmanship for 20 years from the original date of purchase, by the original purchaser (Warranty Period). If defects in material and/or workmanship are reported and determined to be present by the good-faith determination of Sound Isolation Company, during the warranty period, Sound Isolation Company's liability will be limited to actions listed in Part 6 below.
2. Sound Isolation Company shall not be responsible for any damage, loss, or claim whatsoever unless the material is installed according to the written instructions provided by Sound Isolation Company and used only as intended by Sound Isolation Company, including the use of Privacy Floor Adhesives for installation.
3. Privacy Ultimate Underlay™ can be installed under most types of flooring installation products including ceramic tiles and many stone tiles, carpet, carpet tiles, hardwood, parquet laminate, LVP and engineered wood for floors used under "light" performance levels under ASTM C627 for commercial use in office space, reception areas, kitchens, and bathrooms; Wood subfloors must be a minimum of 1" thick double construction and qualify as to deflection under ANSI deflection standards (L/360 for tile and L/720 for stone minimums): For installing ceramic tile over Privacy Ultimate Underlay™, a high quality latex modified thinset mortar is required. These may be labeled as Full Flex, Super Flex, or Multi Flex thinset mortars. Flexible grout is also suggested.
4. Moisture problems with concrete subfloors are specifically excluded and slabs must be wet-cured for a minimum of 25 days before installing Privacy Ultimate Underlay™ and any claim made herein must include a certifiable concrete subfloor moisture testing result at the time of installation. Additionally, subfloors including concrete, must be clean, dry, smooth, and structurally sound and if leveling problems are encountered they must be addressed by the Contractor before installation of Privacy Ultimate Underlay™ by proper fill, patching, and/or self leveling compounds.
5. Recycled rubber products may present an odor when unpackaged. All products should be unpackaged and unrolled 72 hours prior to installation. Our experience has shown that any odor, if caused by the product, will dissipate quickly over time. There is no warranty provided for the presence of any odor when Privacy Ultimate Underlay™ is purchased or installed.
6. Our liability is limited to the repair or replacement of products, which are shown to be defective during the Warranty Period, except, at Sound Isolation Company's sole discretion a credit may be issued not exceeding the original purchase price of the product. The owner/purchaser agrees not to advance any claim for any other measure of damage or loss. Sound Isolation Company shall not be liable for installation, disassembly, removal, disposal, return shipping, or other similar or related costs, including consequential and incidental damages.