


PRIVACY LUXURY VINYL UNDERLAYMENT



PLVU has the correct density to absorb footstep noise from Luxury Vinyl Floors

Easy to install- comes in 100 sqft rolls only 1/8"

Reinforced fabric facing on one side makes glue installation easier.



PLVU is only 1/8" thick, provide maximum footstep noise reductions and will provide a much quieter space below.

Footstep noise (vibration) is transmitted through the finished floor into the structure below and heard downstairs. Luxury Vinyl floors are notoriously loud in the rooms below. Privacy Luxury Vinyl Underlay™ is a uniquely engineered product that will absorb footstep noise when used under Luxury Vinyl Planks.

Privacy Luxury Vinyl Underlay™ is a locally reactive floor soundproofing product; it absorbs the vibration caused when footsteps occur, at the source. Footstep vibration is significantly reduced before it travels into the structure. Utilizing a soundproofing underlay when installing your floor, will create far quieter rooms below in your home or office.

PLVU™ is installed with the fabric side up, wall to wall with no gaps. Adhesive is only required if the finished floor is to be glued as well. Simply cut sections off the roll to fit your room dimensions.

For real soundproofing results a one-size-fits-all products will not work. We have specific products for each floor type, in different thickness to help with smooth transitions from room to room. Start your soundproofing project with the right company, to be sure your project will be successful!


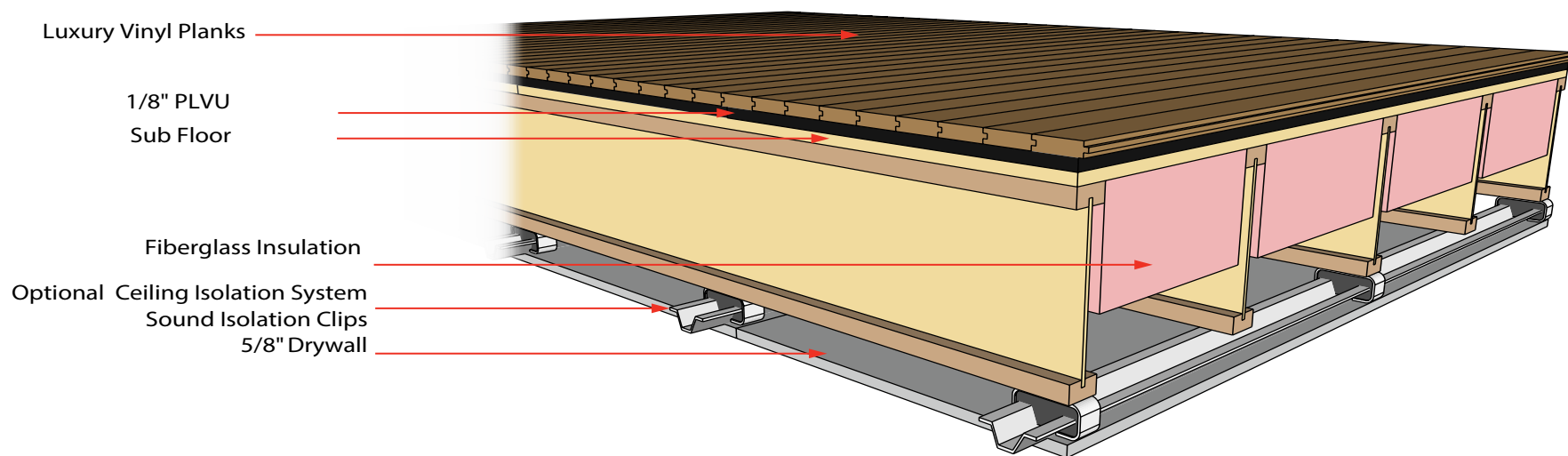
Solve your noise problem. Call now to get it right the first time 888-666-5090

With Sound Isolation Company you will get the help you need: expert design, product selection and installation instructions. We have the experience you need for a partnership that will work.

SOUND [ISOLATION] COMPANY

SO QUIET, IT'S SIC

www.soundisolationcompany.com



ONLY 1/8" THICK

Drawing:	Luxury Vinyl Floor/Clip Ceiling Assembly
Project Name	
Contractor	
Notes:	1) Subfloor should be clean and level- replace any damaged plywood sheets, acoustical caulk all gaps 2) PLVU is installed with fabric facing up- loose laid - all seams and perimeter sealed with provided foil tape 3) Install finished floor- follow manufacturers instructions and <u>Glue down PLVU if floor is glued down.</u>

PRIVACY ULTIMATE UNDERLAY™



Floor soundproofing is a simple process when the correct underlayment is selected for your specific requirements. Privacy Ultimate Underlay™ is a unique floor underlayment that will block both footsteps and airborne noise, all in a single step. Privacy Ultimate Underlay™ is available in five thicknesses to provide options for weight, which is the key consideration for blocking loud noises through the floor. Every project is different and it's important that you have the right company working with you to insure a successful outcome. We are that company.

Privacy Ultimate Underlay™ is manufactured in the US, using 92 percent post-consumer recycled rubber. We have performed hundreds of acoustical test with Privacy Ultimate Underlay™, received Floor Score certification for indoor air quality, and have gained approval for LEED. The right choice for soundproofing your floor is just a phone call away. 888-666-5090



Wood



Tile/Stone



Luxury Vinyl Planks

© 2016 Sound Isolation Company

SOUND [ISOLATION] COMPANY

(888) 666-5090

SO QUIET, IT'S SILENT

sales@soundisolationcompany.com

PRIVACY ULTIMATE UNDERLAY™ INSTALLATION GUIDE FOR LVP

Do not deviate from instructions below. Installation of PUU with Luxury Vinyl requires specific adhesives and steps.

1 Unroll product and allow to acclimate for 24 hours. Clean floor and remove debris; if required use patch to level floor.

2 Install perimeter isolation strip around room and any exposed pipes, columns or other penetrations. Verify direction of finished floor, cut rolls to size and install perpendicular to finished floor. Begin installation in center of floor, all butted edges should be factory cut if possible. Trimming should be done at perimeter. Use acoustical sealant and foil seam tape all interior seams- **no sections less and 12" x 12" are to be used.**

3 Luxury Vinyl Planks only; sheet vinyl, VCT or Luxury Vinyl Tiles are not acceptable. For glued plank installation Privacy Eco-Urethane adhesive is required to install PUU to subfloor. Use full spread method and appropriate trowel size as shown on adhesive label for underlay thickness. After installation, roll entire area with 150 lb roller.

4 Skim Coat First Even if floor is to be floated a 100% skim coat is required.

Apply a 100% skim coat using flat edge of trowel to fill granular surface and insure that entire surface of PUU has been covered. **Allow to dry completely** before installation of planks.** In humid climates a 24 hour drying period is recommended. Follow manufacturers instructions for trowel size when installing planks.

When installation has been completed, cut away any excess perimeter strip, caulk perimeter and install trim or baseboard.

****NOTE- Privacy Eco-Urethane Adhesive is required to maintain warranty.**

ONLY 3MM AND 5MM CAN BE USED WITH LUXURY VINYL PLANKS



Fig 1

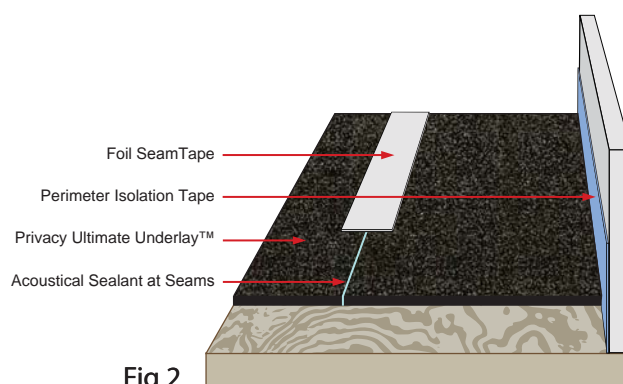


Fig 2

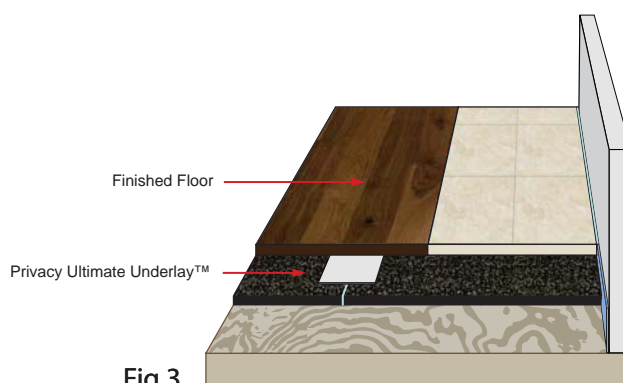


Fig 3

DISCLAIMER: These application notes represent generally accepted procedure for successful installation. Sound Isolation Company reserves the right to alter these suggestions and encourages contact with the factory or its representatives to review any possible modification to these application notes prior to commencing installation.

STANDARD ROLL SIZES

Thickness	Roll Size	Coverage
3mm	4 x 40	160 sqft
5mm	4 x 30	120 sqft

SOUNDPROOFING PERFORMANCE

Subfloor	Ceiling	PUU Thickness	Floor	IIC	STC
Concrete	Yes	3mm	Wood	71	72
Concrete	No	3mm	Wood	54	53
Wood	Yes	5mm	Wood	56	55
Wood	Yes	5mm	Tile	56	55

PRIVACY ULTIMATE UNDERLAY™ SPECIFICATION DATASHEET



PRIVACY ULTIMATE UNDERLAY™ is manufactured in the US, from 92% post consumer granulated rubber tires. The product is certified for air quality, LEED credits, and made in the USA

Privacy Ultimate Underlay has been tested 400 times for acoustical performance with a variety of floor finishes, on many different floor/ceiling construction assemblies. The product is suitable for use with wood, tile and luxury vinyl planks. Contact our sales team to discuss your specific project. We will provide a reliable solution every time!



THICKNESS	ROLL SIZE	WEIGHT	LAB TESTING WOOD CONSTRUCTION WITH <u>NO</u> GYPSUM TOPPING	*DELTA IIC TEST 6" SLAB
3mm	4' x 25'	55 lbs	-	Δ21
5mm	4' x 30'	90 lbs	-	Δ23
10mm	4' x 15'	90 lbs	STC 55 / IIC 53	Δ23
12mm	4' x 15'	108 lbs	-	Δ23

*The Delta IIC test measures the improvement over the existing 6" concrete slab, a Δ21 would be a 21 decibel improvement.

TECHNICAL DATA	STANDARDS	MEASURING	VALUE	RESULTS
HARDNESS	ASTM-D412	SHORE A	55/56	Excellent
PUNCTURE RESISTANCE	Factory Tested Weight 120 psi Time: 1week	mm	<0.3	Excellent
ELONGATION	ASTM-D412	%	160	Complies with standard
DIMENSIONAL STABILITY	Factory Tested -15 C to 30 C	%	100	Excellent
FLAME SPREAD INDEX	ULCS-101.2 ASTM-E84	Tunnel Test	83	Meets standard
SMOKE INDEX	ULCS-101.2 ASTM-E84	Tunnel Test	315	Meets standard
CHEMICAL RESISTANCE	Laboratory Tested Javel Water (5%) HCl SOLN (26%)	%	315	Excellent
ELECTRICAL CONDUCTION	ASTM-D2565	Ohm	10 ⁷	Dissipated Static Electricity
ABSORPTION	Factory Tested	%	0	Excellent
BONDING TO SUPPORT	Laboratory Tested	kg / cm	3.4	Excellent
DENSITY	ASTM-3574	PCF	49.3	
R-VALUE	ASTM-C518		0.14	
TENSILE STRENGTH	ASTM-D412	PSI	129	
FUNGAL GROWTH	ASTM-G21 and D6329	Bacteria, algae and mold	PASS	



PRIVACY ULTIMATE UNDERLAY™ LIMITED LIFETIME WARRANTY

1. Privacy Ultimate Underlay™ is guaranteed and warranted to be free of manufacturing defects in material and workmanship for 20 years from the original date of purchase, by the original purchaser (Warranty Period). If defects in material and/or workmanship are reported and determined to be present by the good-faith determination of Sound Isolation Company, during the warranty period, Sound Isolation Company's liability will be limited to actions listed in Part 6 below.
2. Sound Isolation Company shall not be responsible for any damage, loss, or claim whatsoever unless the material is installed according to the written instructions provided by Sound Isolation Company and used only as intended by Sound Isolation Company, including the use of Privacy Floor Adhesives for installation.
3. Privacy Ultimate Underlay™ can be installed under most types of flooring installation products including ceramic tiles and many stone tiles, carpet, carpet tiles, hardwood, parquet laminate, LVP and engineered wood for floors used under "light" performance levels under ASTM C627 for commercial use in office space, reception areas, kitchens, and bathrooms; Wood subfloors must be a minimum of 1" thick double construction and qualify as to deflection under ANSI deflection standards (L/360 for tile and L/720 for stone minimums): For installing ceramic tile over Privacy Ultimate Underlay™, a high quality latex modified thinset mortar is required. These may be labeled as Full Flex, Super Flex, or Multi Flex thinset mortars. Flexible grout is also suggested.
4. Moisture problems with concrete subfloors are specifically excluded and slabs must be wet-cured for a minimum of 25 days before installing Privacy Ultimate Underlay™ and any claim made herein must include a certifiable concrete subfloor moisture testing result at the time of installation. Additionally, subfloors including concrete, must be clean, dry, smooth, and structurally sound and if leveling problems are encountered they must be addressed by the Contractor before installation of Privacy Ultimate Underlay™ by proper fill, patching, and/or self leveling compounds.
5. Recycled rubber products may present an odor when unpackaged. All products should be unpackaged and unrolled 72 hours prior to installation. Our experience has shown that any odor, if caused by the product, will dissipate quickly over time. There is no warranty provided for the presence of any odor when Privacy Ultimate Underlay™ is purchased or installed.
6. Our liability is limited to the repair or replacement of products, which are shown to be defective during the Warranty Period, except, at Sound Isolation Company's sole discretion a credit may be issued not exceeding the original purchase price of the product. The owner/purchaser agrees not to advance any claim for any other measure of damage or loss. Sound Isolation Company shall not be liable for installation, disassembly, removal, disposal, return shipping, or other similar or related costs, including consequential and incidental damages.