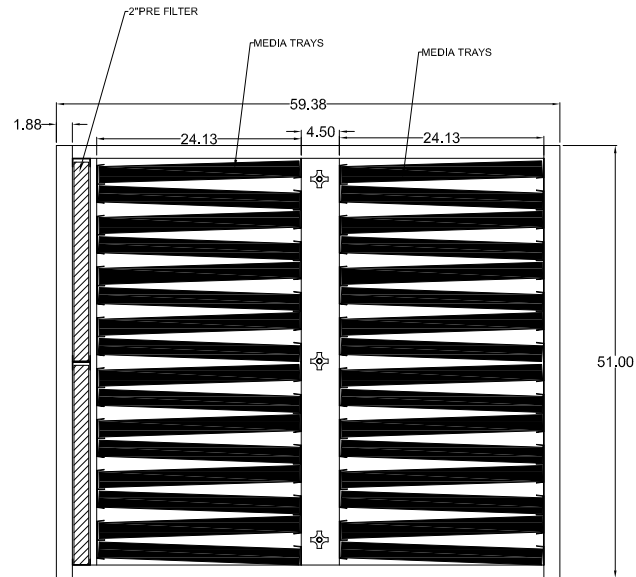
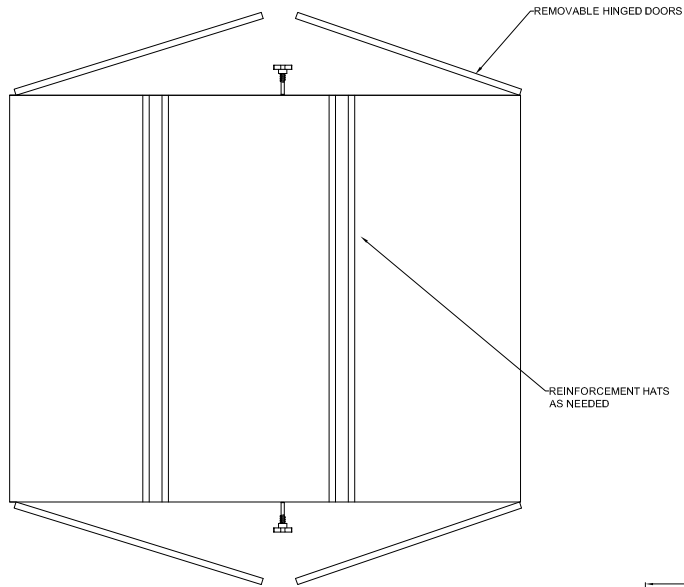
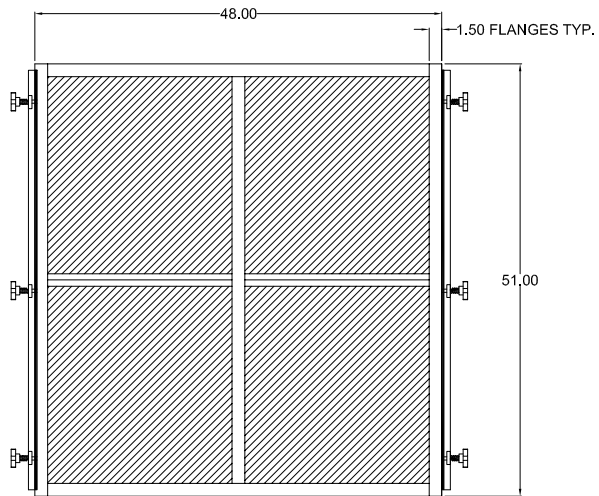


TOP VIEW



SIDE FILTER LOAD VIEW



INLET VIEW

SPECIFICATIONS

DIMENSIONS: DIMENSIONS ARE FOR REFERENCE ONLY
DO NOT USE FOR CONSTRUCTION UNLESS MARKED APPROVED

48W X 51H X 59 3/8D +/- 1/8

UNIT HOLDS:
 4- 23 3/8 X 23 3/8 X 1 3/4 PRE FILTER
 32- 23 11/16 X SQ X 1 7/8 MEDIA TRAY
 32- 23 11/16 X SQ X 1 7/8 MEDIA TRAY

MADE FROM 16 GA. ALUMINIZED
 HINGED DOORS TWO SIDE
 DOORS FULLY GASKET
 SPRING PRESSURE KNOBS
 STITCH WELDED CONSTRUCTION
 ALL SEAMS CAULKED

TITLE: 2X2 2P-2T-2T		
SCALE: NTS	CUSTOMER:	
DRAWN: MLF	REV: .	DATE: 1/24/18

PURE EFFECT

APPROVED BY:

DATE: