

How to Order RoofGuard X-Press Rail

Manufactured in Canada by Liftsafe Fall Protection Inc.
306 Darrell Drive
Ayr, Ontario
NOB 1E0

Telephone: 1-800-977-2005
Email: info@liftsafeinspections.com
Website: <http://www.fallsafetysolutions.com/roof-guard-x-press>

How to Order:

RoofGuard X-Press is sold by the rail length. But how many baseplates, rubber pads, yellow rails and grey rails would your require in order to cover a certain amount of linear feet? Below are some scenarios which showcase how to order RoofGuard X-Press.

NOTE: The amount needed of a certain product may vary if your system is placed in certain configurations.

8 Linear Feet:

1x – 8 foot Yellow X-Press Rail

(For the Leading Edge)

2x – 6 foot Grey X-Press Rail

(Tie-Back/Ballast)

8x – RoofGuard Baseplates

(2 per Corner)

4x – Rubber Pads

(One per Baseplate Stack)



16 Linear Feet:

2x – 8 foot Yellow X-Press Rail

(For the Leading Edge)

2x – 6 foot Grey X-Press Rail

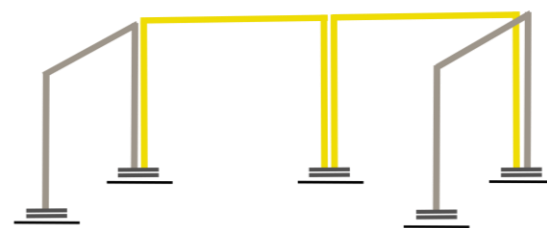
(Tie-Back/Ballast)

10x – RoofGuard Baseplates

(2 per Corner)

5x – Rubber Pads

(One per Baseplate Stack)



24 Linear Feet:

3x – 8 foot Yellow X-Press Rail

(For the Leading Edge)

2x – 6 foot Grey X-Press Rail

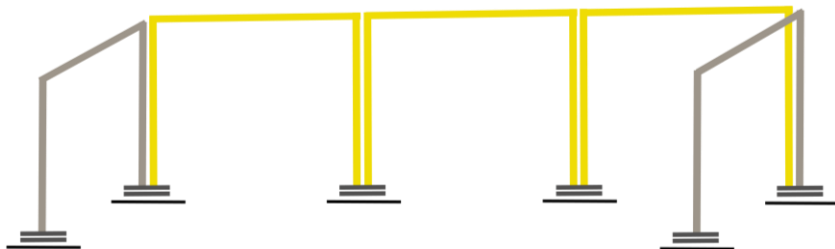
(Tie-Back/Ballast)

12x – RoofGuard Baseplates

(2 per Corner)

6x – Rubber Pads

(One per Baseplate Stack)



48 Linear Feet:

6x – 8 foot Yellow X-Press Rail

(For the Leading Edge)

3x – 6 foot Grey X-Press Rail

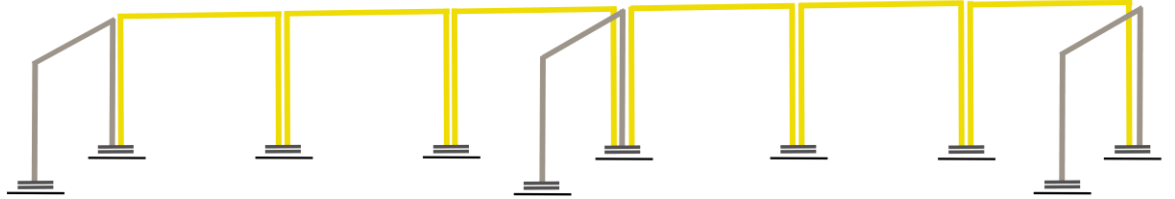
(Tie-Back/Ballast, with one for the intermediate return)

20x – RoofGuard Baseplates

(2 per Corner)

10x – Rubber Pads

(One per Baseplate Stack)



96 Linear Feet:

12x – 8 foot Yellow X-Press Rail

(For the Leading Edge)

5x – 6 foot Grey X-Press Rail

(Tie-Back/Ballast, with three for the intermediate returns)

36x – RoofGuard Baseplates

(2 per Corner)

18x – Rubber Pads

(One per Baseplate Stack)

