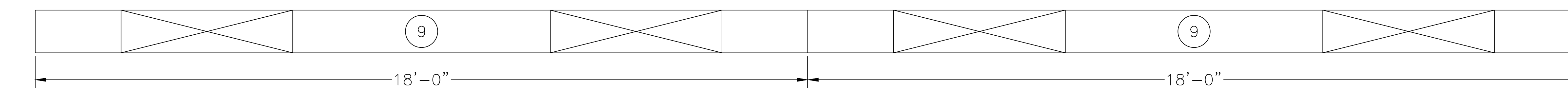
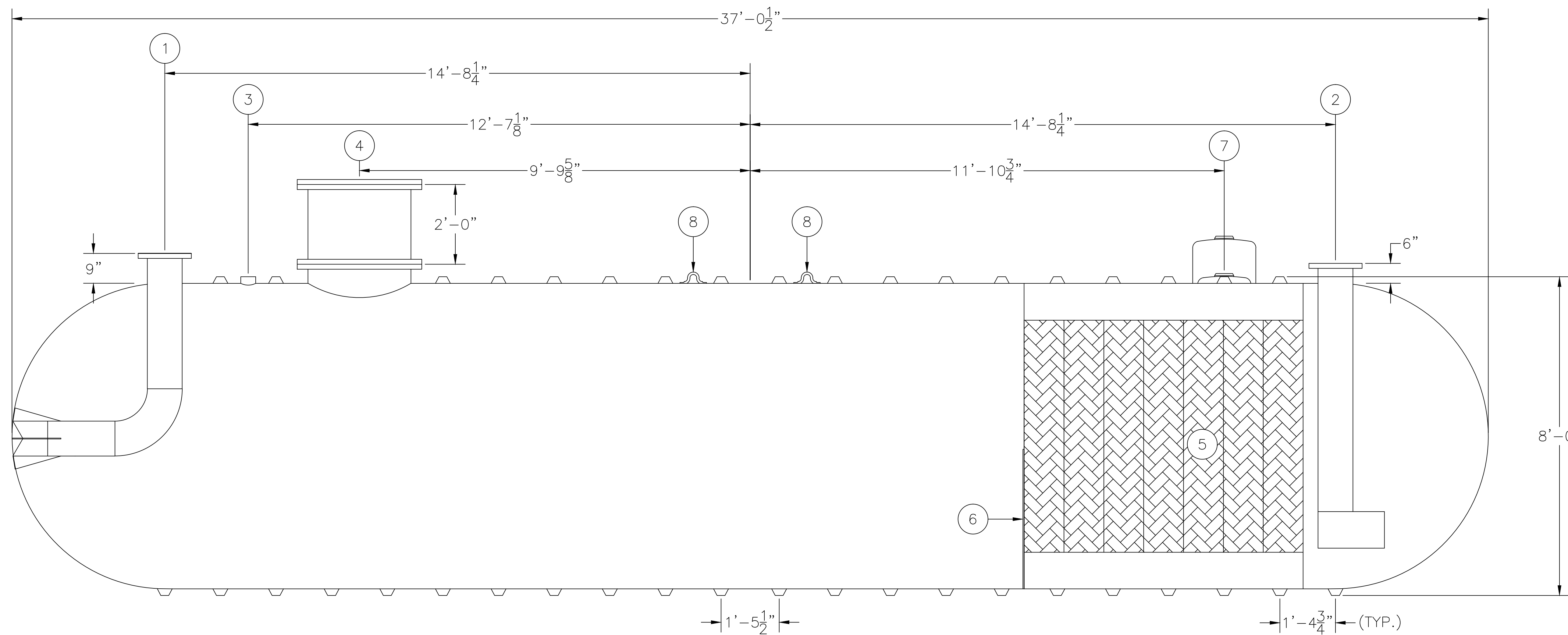


### ASSEMBLY LIST

- ① 10"Ø INLET, FLANGED
- ② 10"Ø OUTLET, FLANGED
- ③ 4"Ø FPT DUPLEX SERVICE FITTING
- ④ 2'-6"Ø MANWAY W/ (2) FPT FITTINGS
- ⑤ COALESCING MEDIA
- ⑥ SLUDGE BAFFLE
- ⑦ 4"Ø FPT MONITOR FITTING OR OPTIONAL HYDROSTATIC RESERVOIR (DW ONLY)
- ⑧ LIFTING LUGS
- ⑨ OPTIONAL PREFABRICATED DEADMAN



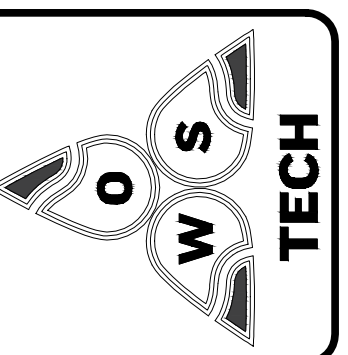
### WEIGHTS & CAPACITIES

8'Ø - 12,000 GAL. TANK SW OR DW  
 NOMINAL WGT. SW 7,400#  
 NOMINAL WGT. DW 9,200#  
 MAX. SPILL CAPACITY 7,200 GAL.

THIS DRAWING AND SPECIFICATION IS THE PROPERTY OF OWS TECHNOLOGIES, 1109 25TH STREET WEST PALM BEACH, FL. 33407 AND SHALL NOT BE REPRODUCED WITHOUT WRITTEN PERMISSION.

SCALE: N.T.S.  
 DATE: 12/19/14

**OIL WATER SEPARATOR TECHNOLOGIES LLC**  
 1109 25TH STREET W.P.B., FL. 33407



OWS JOB No. -  
 DRAWING No. 4S5088  
 FILE: 8-12K-532-SWDW 12/19/14

MODEL: HB-F-8-12K-7 532 G.P.M.  
 JOB: OWS TECHNOLOGIES

DRAWN BY: TMB  
 CHECKED BY: