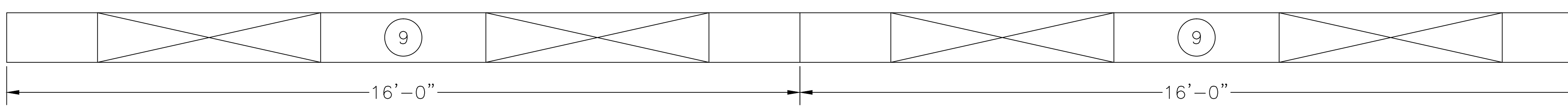
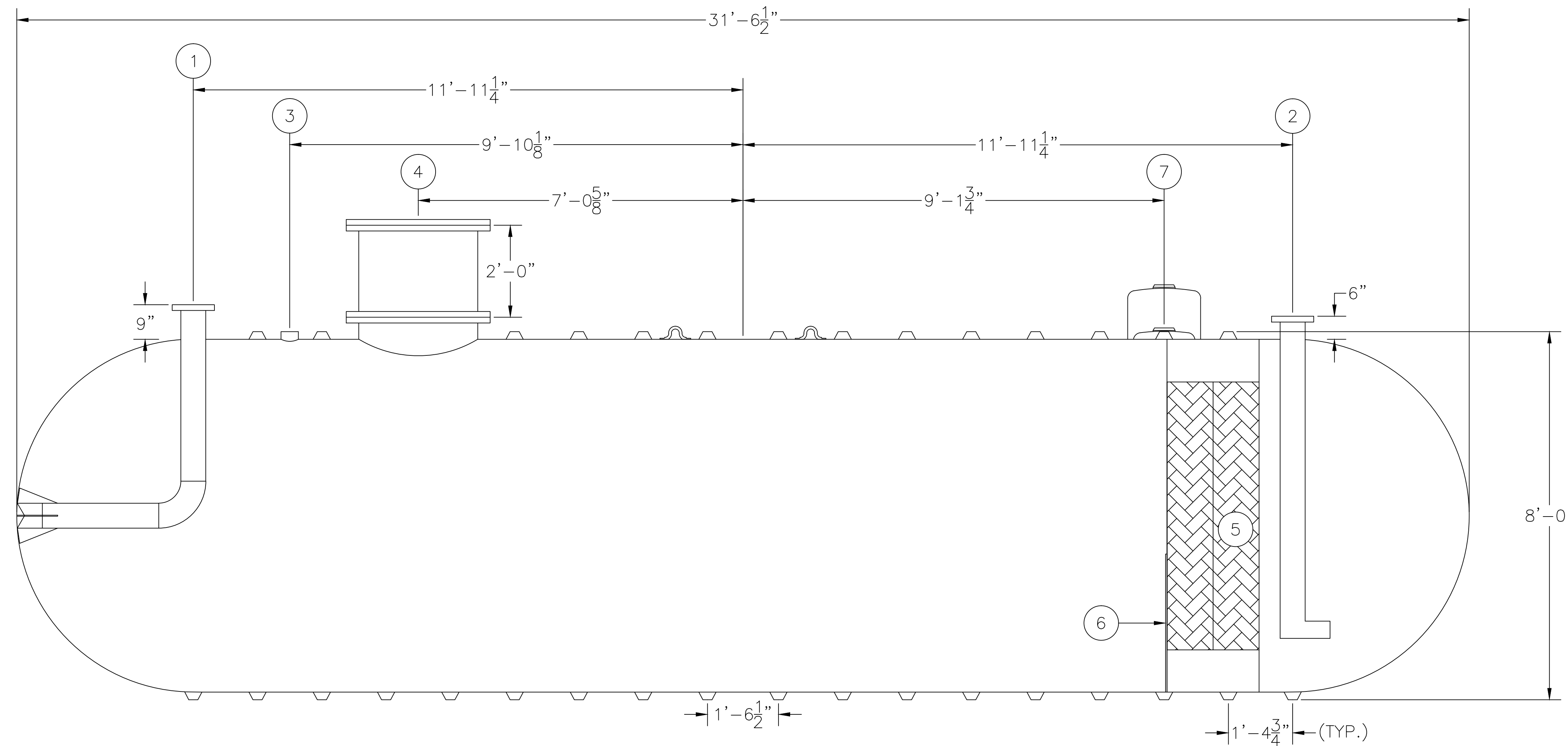
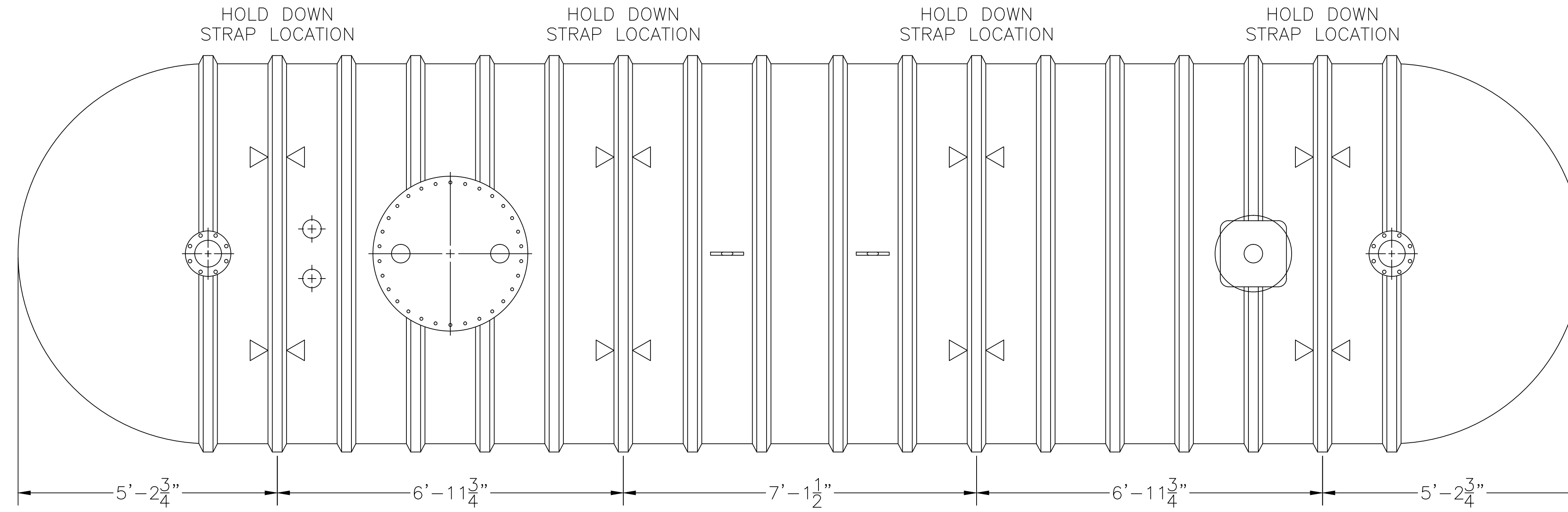


ASSEMBLY LIST

- ① 6"Ø INLET, FLANGED
- ② 6"Ø OUTLET, FLANGED
- ③ 4"Ø FPT DUPLEX SERVICE FITTING
- ④ 2'-6"Ø MANWAY W/ (2) FPT FITTINGS
- ⑤ COALESCING MEDIA
- ⑥ SLUDGE BAFFLE
- ⑦ 4"Ø FPT MONITOR FITTING OR OPTIONAL HYDROSTATIC RESERVOIR (DW ONLY)
- ⑧ LIFTING LUGS
- ⑨ OPTIONAL PREFABRICATED DEADMAN



WEIGHTS & CAPACITIES

8'Ø - 10,000 GAL. TANK SW OR DW
 NOMINAL WGT. SW 6,300#
 NOMINAL WGT. DW 7,800#
 MAX. SPILL CAPACITY 6,000 GAL.

OIL WATER SEPARATOR TECHNOLOGIES, LLC 1109 25TH STREET W.P.B., FL. 33407	DRAWN BY: TMB CHECKED BY:
	THIS DRAWING AND SPECIFICATION IS THE PROPERTY OF OWS TECHNOLOGIES, 1109 25TH STREET WEST PALM BEACH, FL. 33407 AND SHALL NOT BE REPRODUCED WITHOUT WRITTEN PERMISSION.
SCALE: N.T.S. DATE: 12/19/14	OWS JOB No. - DRAWING No. 4S5074 FILE: 8-10K-152-SW/DW 12/19/14
MODEL: HB-F-8-10K-2 152 G.P.M.	JOB: OWS TECHNOLOGIES

