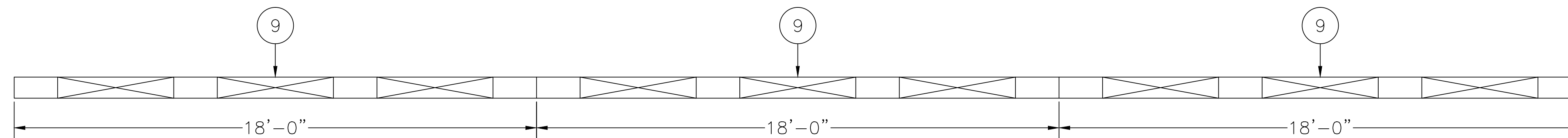
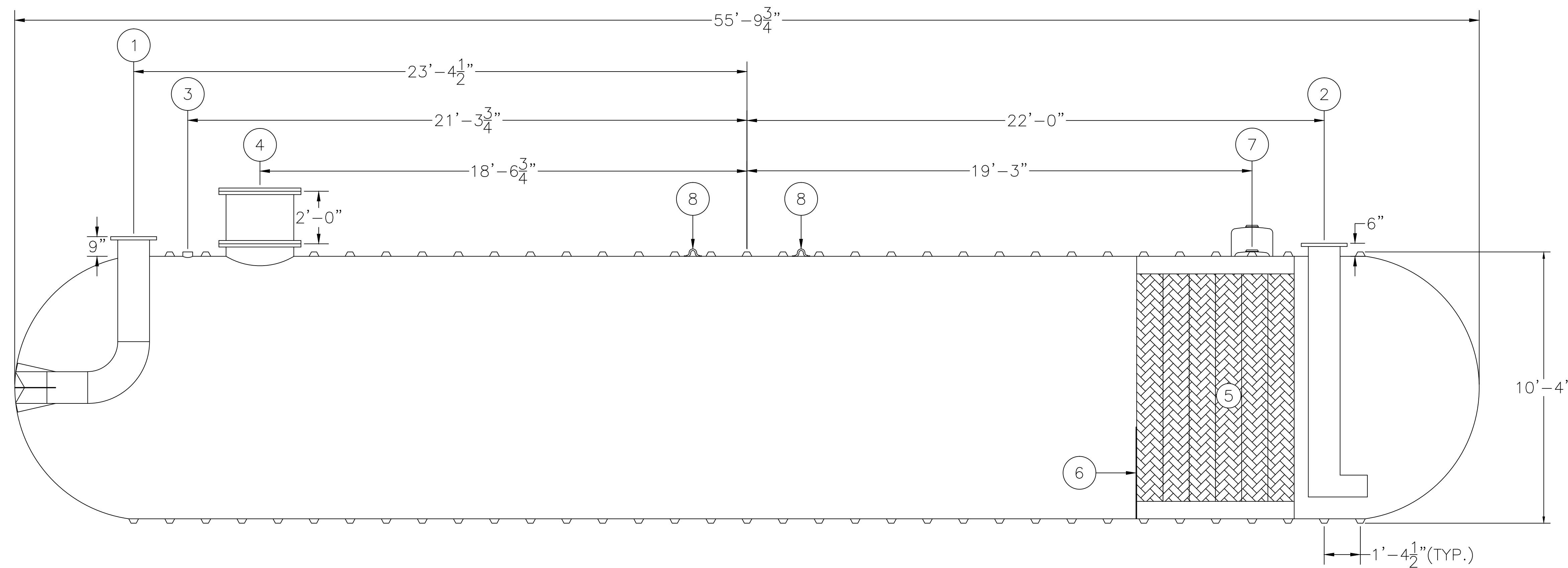
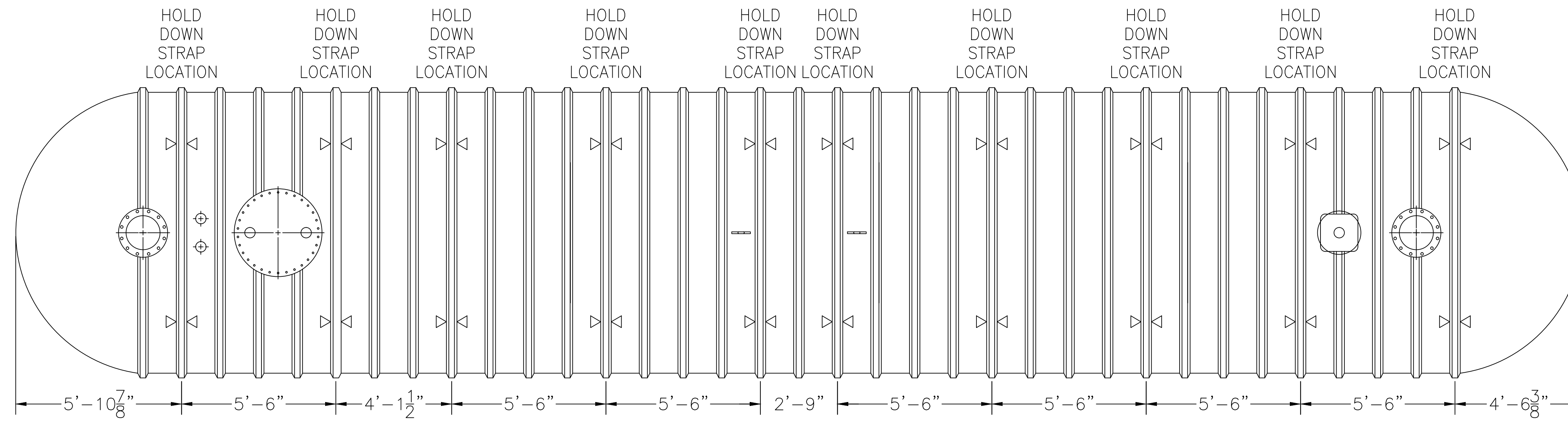


# ASSEMBLY LIST

- ① 12"Ø INLET, FLANGED
- ② 12"Ø OUTLET, FLANGED
- ③ 4"Ø FPT DUPLEX SERVICE FITTING
- ④ 2'-6"Ø MANWAY W/ (2) FPT FITTINGS
- ⑤ COALESCING MEDIA
- ⑥ SLUDGE BAFFLE
- ⑦ 4"Ø FPT MONITOR FITTING OR OPTIONAL HYDROSTATIC RESERVOIR (DW ONLY)
- ⑧ LIFTING LUGS
- ⑨ OPTIONAL PREFABRICATED DEADMAN



## WEIGHTS & CAPACITIES

10'Ø - 30,000 GAL. TANK SW OR DW  
 NOMINAL WGT. SW 18,700#  
 NOMINAL WGT. DW 21,900#  
 MAX. SPILL CAPACITY 18,000 GAL.

<p style="font-size: small; text-align: center;">THIS DRAWING AND SPECIFICATION IS THE PROPERTY OF OWS TECHNOLOGIES 1109 25TH STREET WEST PALM BEACH, FL. 33407 AND SHALL NOT BE REPRODUCED WITHOUT WRITTEN PERMISSION.</p>	DRAWN BY: TMB	CHECKED BY:
	SCALE: N.T.S.	DATE: 1/5/15
<p><b>OIL WATER SEPARATOR</b>  <b>TECHNOLOGIES LLC</b>                  1109 25TH STREET W.P.B., FL. 33407</p>		
MODEL: HB-F-10-30K-6 684 G.P.M.	OWS JOB No. -	DRAWING No. 4S5187
JOB: OWS TECHNOLOGIES	FILE: 10-30K-684-SWDW 1/5/15	