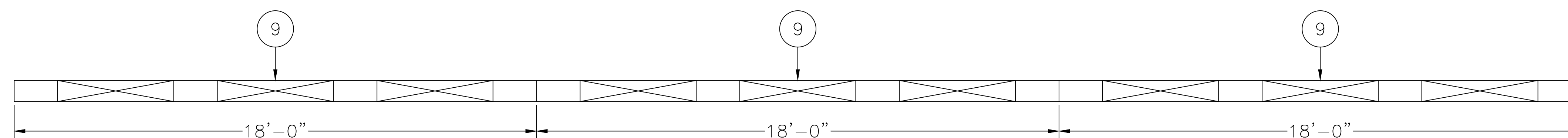
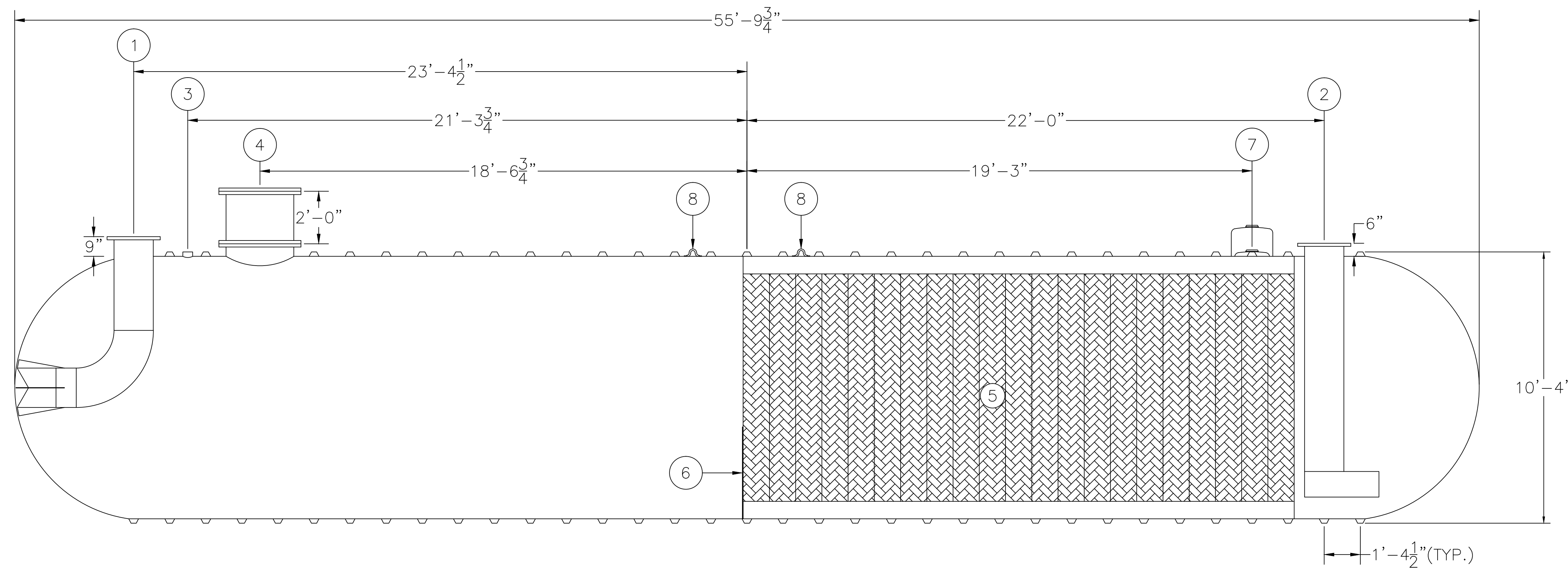
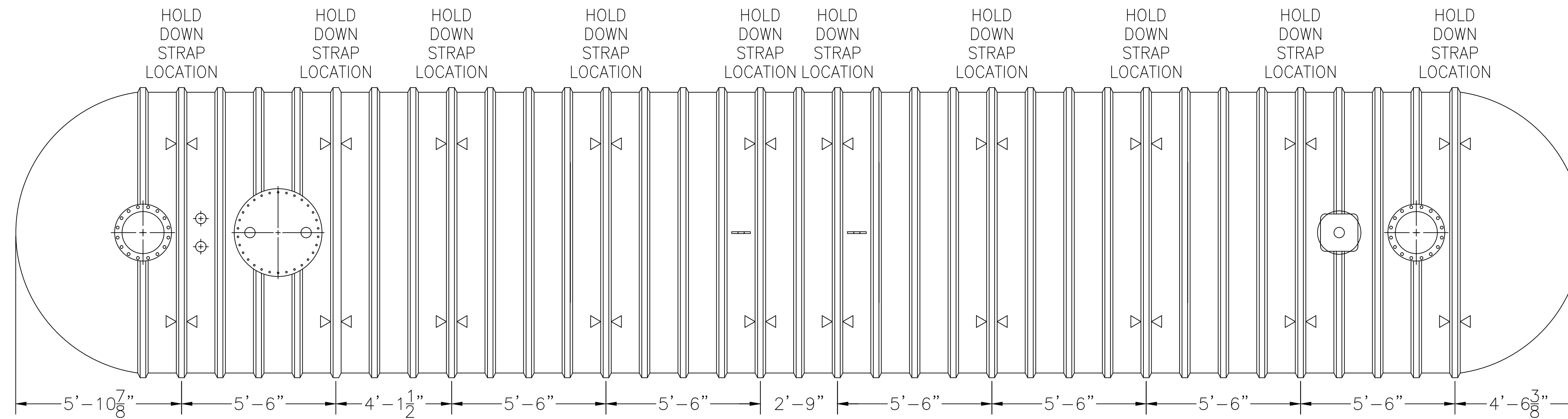


# ASSEMBLY LIST

- ① 18"Ø INLET, FLANGED
- ② 18"Ø OUTLET, FLANGED
- ③ 4"Ø FPT DUPLEX SERVICE FITTING
- ④ 2'-6"Ø MANWAY W/ (2) FPT FITTINGS
- ⑤ COALESCING MEDIA
- ⑥ SLUDGE BAFFLE
- ⑦ 4"Ø FPT MONITOR FITTING OR OPTIONAL HYDROSTATIC RESERVOIR (DW ONLY)
- ⑧ LIFTING LUGS
- ⑨ OPTIONAL PREFABRICATED DEADMAN



## WEIGHTS & CAPACITIES

10'Ø - 30,000 GAL. TANK SW OR DW  
 NOMINAL WGT. SW 18,700#  
 NOMINAL WGT. DW 21,900#  
 MAX. SPILL CAPACITY 18,000 GAL.

MODEL: HB-F-10-30K-21 2394 G.P.M. JOB: OWS TECHNOLOGIES	OWS JOB No. - DRAWING No. 4S5172 FILE: 10-30K-2394-SWDW 1/5/15	<b>OIL WATER SEPARATOR</b> <b>TECHNOLOGIES LLC</b> 1109 25TH STREET W.P.B., FL. 33407
	SCALE: N.T.S. DATE: 1/5/15	THIS DRAWING AND SPECIFICATION IS THE PROPERTY OF OWS TECHNOLOGIES 1109 25TH STREET WEST PALM BEACH, FL. 33407 AND SHALL NOT BE REPRODUCED WITHOUT WRITTEN PERMISSION.
		DRAWN BY: TMB CHECKED BY: