



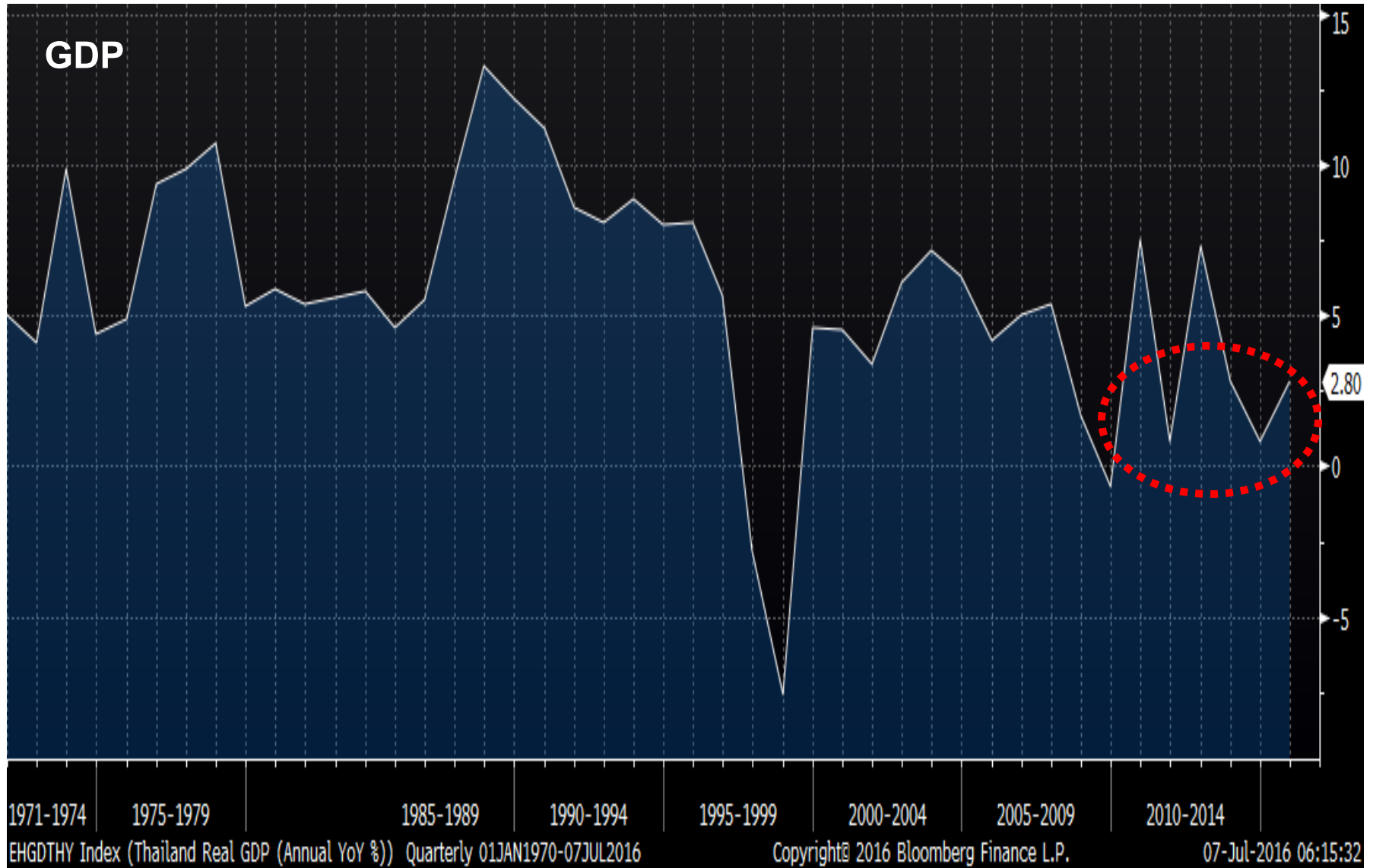
# ***Transforming Thailand toward a New Heights***

**Kobsak Pootrakool**

**Minister attached to the Prime Minister's Office**

**19 March 2018**

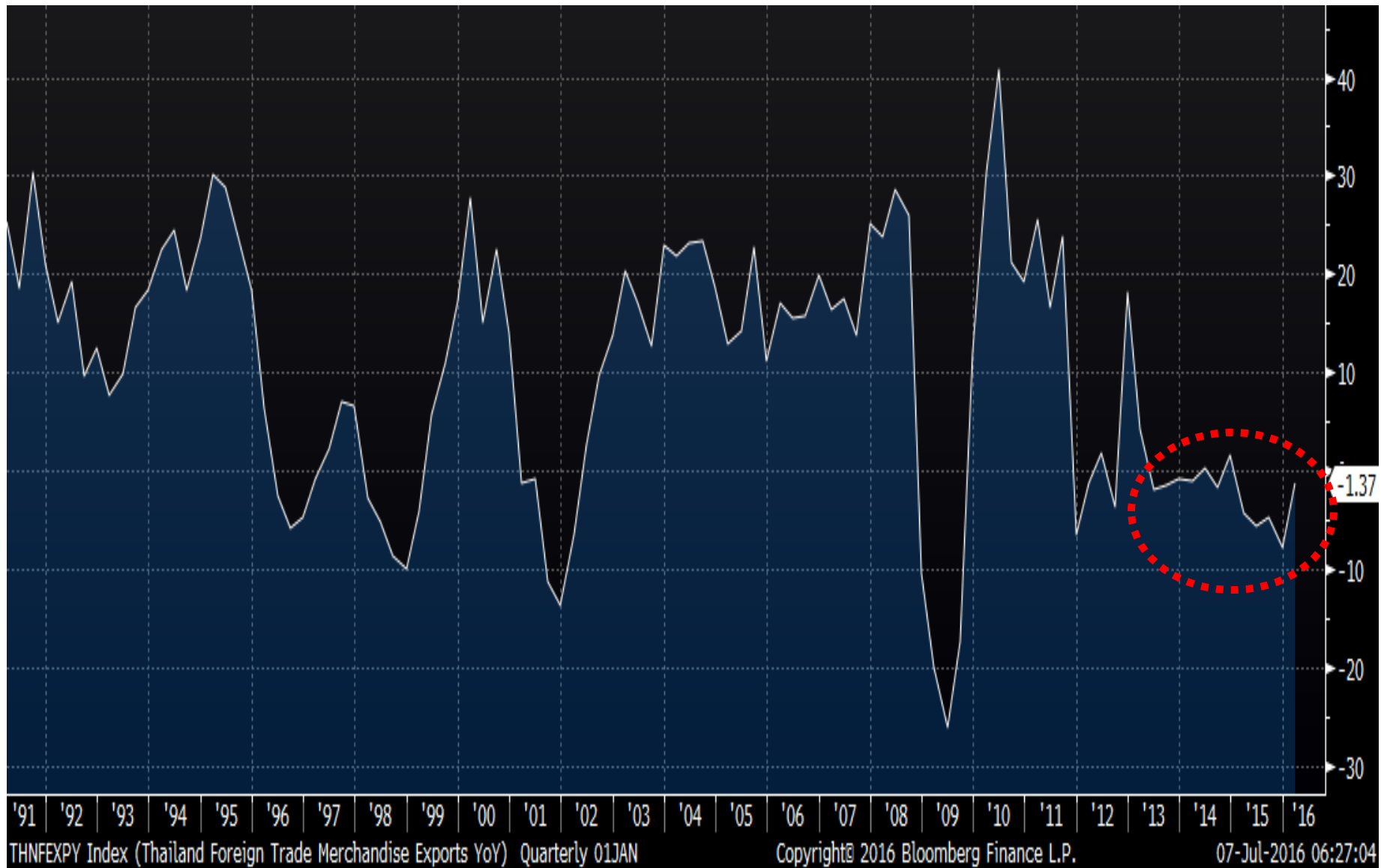
# Why do Thailand need to transform ourselves?



## GDP Comparison in 2015

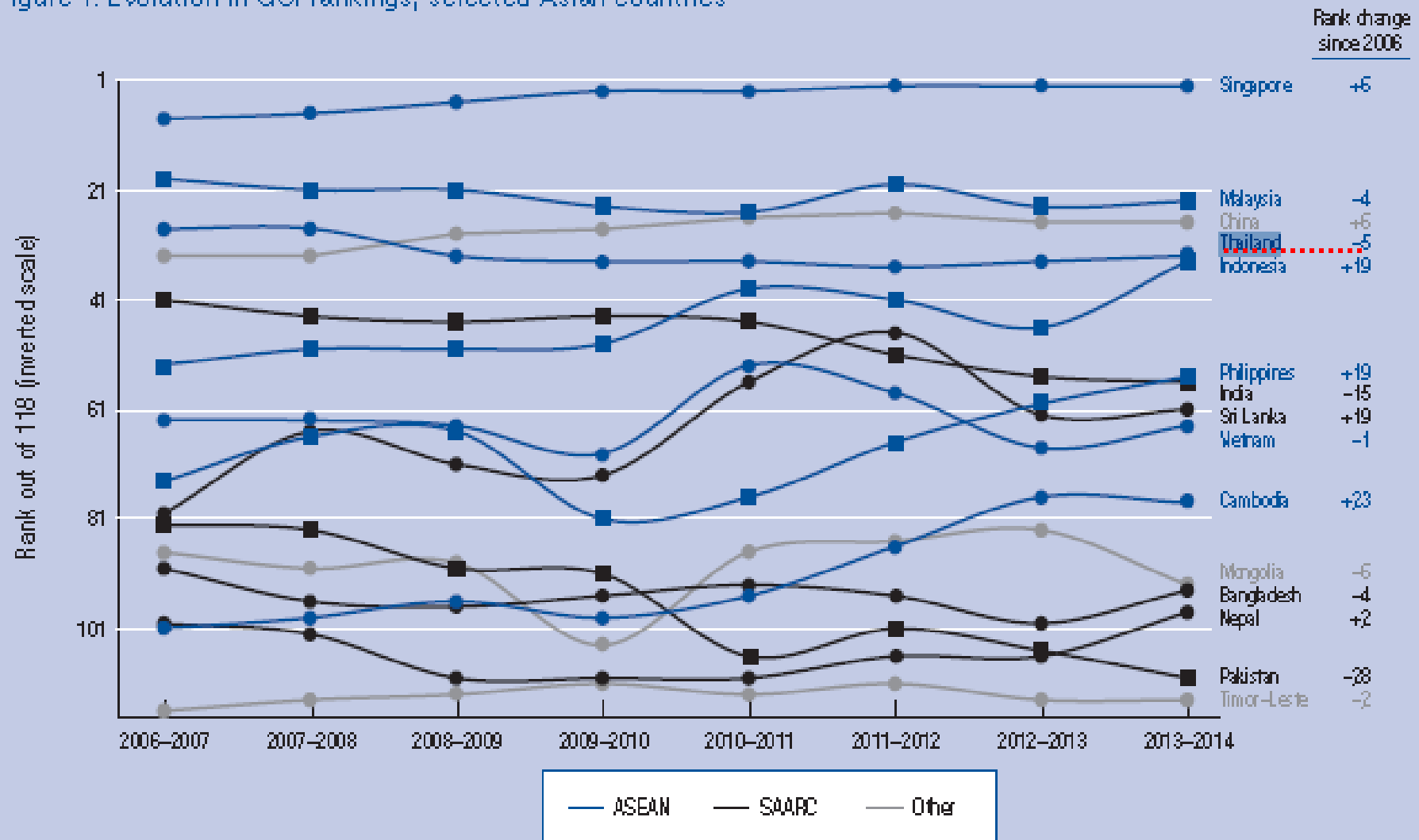
<b>Thailand</b>	<b>2.8</b>
<b>Malaysia</b>	<b>5.0</b>
<b>Indonesia</b>	<b>4.8</b>
<b>Philippines</b>	<b>5.9</b>
<b>Vietnam</b>	<b>6.7</b>

# Export Growth of Thailand



# Our International Competitiveness has also been declining

Figure 1: Evolution in GCI rankings, selected Asian countries



# Finally, comparing to China and India, Thailand is too small as an investment destination



# Thailand 4.0 Policy

Thailand 4.0 = New Thailand

# Target = Becoming a Developed Nation

- 20 Year National Strategy / 11 + 2 Reform Plans
- New Generation of Infrastructure
- Advanced and Innovative Industries
- Better Livelihood of our People  
as well as HRD
- New Set of Laws and Institutions



# 20 Years Strategy



# 11 + 2 Reform Plans

- **Politics**
- **Administration of State Affairs**
- **Law**
- **Justice Process**
- **Economy**
- **National Resources**
- **Public Health**
- **Mass Communication**
- **Social**
- **Energy**
- **Anticorruption**
- **Police**
- **Education**

# ASEAN will be one of the most exciting place for businesses over the next 15 years

	2014	2015	2016	2017	2018
<b>Asia</b>	<b>5.6</b>	<b>5.6</b>	<b>5.4</b>	<b>5.6</b>	<b>5.5</b>
<b>Advanced economies (AEs)</b>	<b>1.8</b>	<b>1.6</b>	<b>1.7</b>	<b>2.1</b>	<b>1.7</b>
Australia	2.8	2.4	2.5	2.2	2.9
Japan	0.3	1.1	1.0	1.5	0.7
New Zealand	2.8	3.2	3.6	3.5	3.0
Hong Kong SAR	2.8	2.4	2.0	3.5	2.7
Korea	3.3	2.8	2.8	3.0	3.0
Taiwan Province of China	4.0	0.7	1.5	2.0	1.9
Singapore	3.6	1.9	2.0	2.5	2.6
<b>Emerging markets and developing economies (EMDEs)<sup>1</sup></b>	<b>6.8</b>	<b>6.8</b>	<b>6.5</b>	<b>6.5</b>	<b>6.5</b>
Bangladesh	6.3	6.8	7.2	7.1	7.0
Brunei Darussalam	-2.5	-0.4	-2.5	-1.3	0.6
Cambodia	7.1	7.2	7.0	6.9	6.8
China	7.3	6.9	6.7	6.8	6.5
India <sup>2</sup>	7.5	8.0	7.1	6.7	7.4
Indonesia	5.0	4.9	5.0	5.2	5.3
Lao P.D.R.	7.6	7.3	7.0	6.9	6.9
Malaysia	6.0	5.0	4.2	5.4	4.8
Myanmar	8.0	7.0	6.1	7.2	7.6
Mongolia	7.9	2.4	1.0	2.0	2.5
Nepal	6.0	3.3	0.4	7.5	5.0
Philippines	6.1	6.1	6.9	6.6	6.7
Sri Lanka	5.0	4.8	4.4	4.7	4.8
Thailand	0.9	2.9	3.2	3.7	3.5
Vietnam	6.0	6.7	6.2	6.3	6.3

# Thailand is at the crossroad of Indochina region



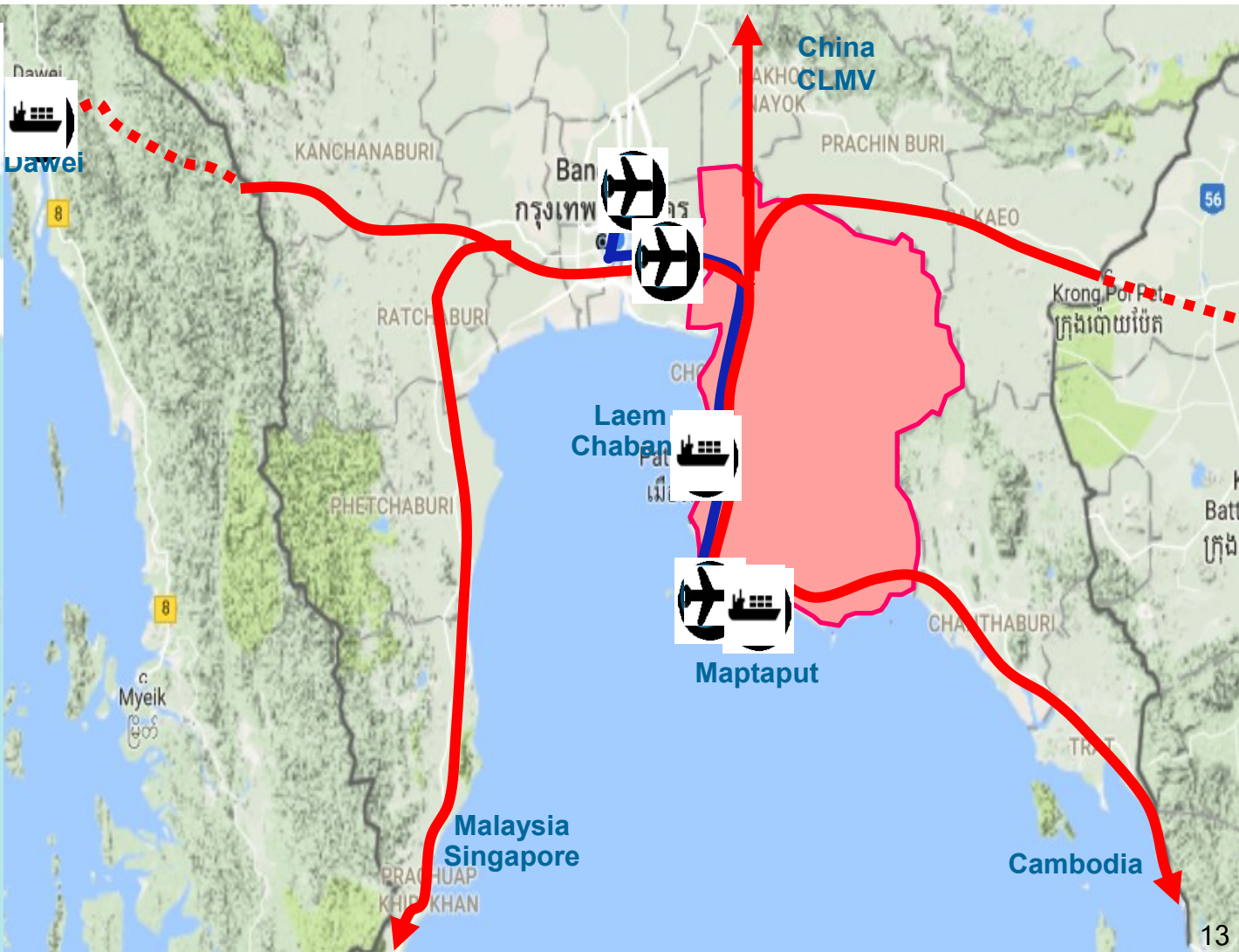
- R1: Southern Economic Corridor (SEC)**  
Bangkok–Aranyaprathet–polyped–Pratabong–Phnom Phen –Hochi Minih – Vong Tao
- R2: East-West Economic Corridor (EWEC) 1,320 km**  
Malamang–Mae Sod – Tak – Sukothai – Phisanulok- Khon Kaen Mukdahan–savannakhet–Lao bao–Dong Ha– Danung
- R3 North-South Economic Corridor (NSEC)**
  - R3A: Via Lao: Chiang Rai–Chiang Kong–Huay xai–Luang Namtha– Bohan – Chiang Rung – Kunming (1,090 km)**
  - R3B: Via Myanmar: Chiang Rai- Mae Sai – Takelek – Chiang Tung- Chiang Rung - Kunming**

# Thailand locates at the center of a thriving market of 800 million people

Bangladesh  
160 Mil People

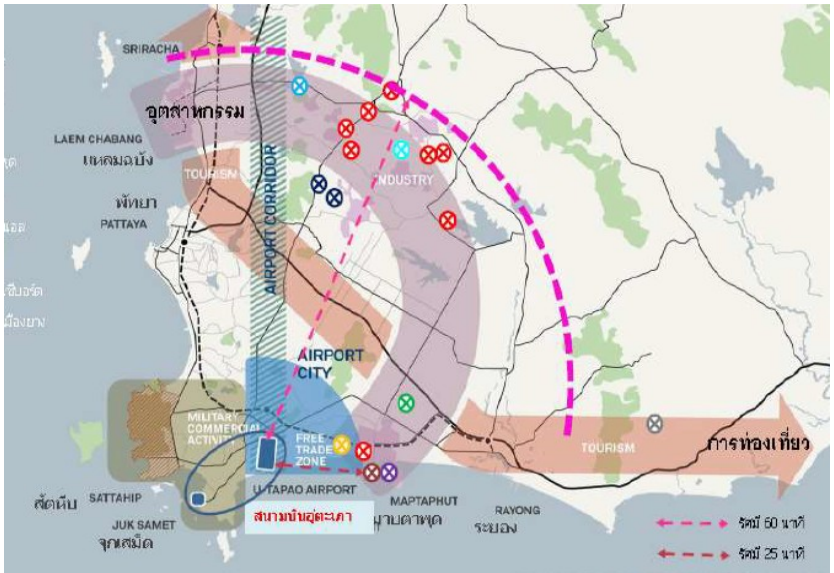


# EEC - A New Logistic Hub for Indochina, AEC and Asia



**A New Logistic Hub for Indochina, AEC and Asia**

# Some of the Major Projects in EEC

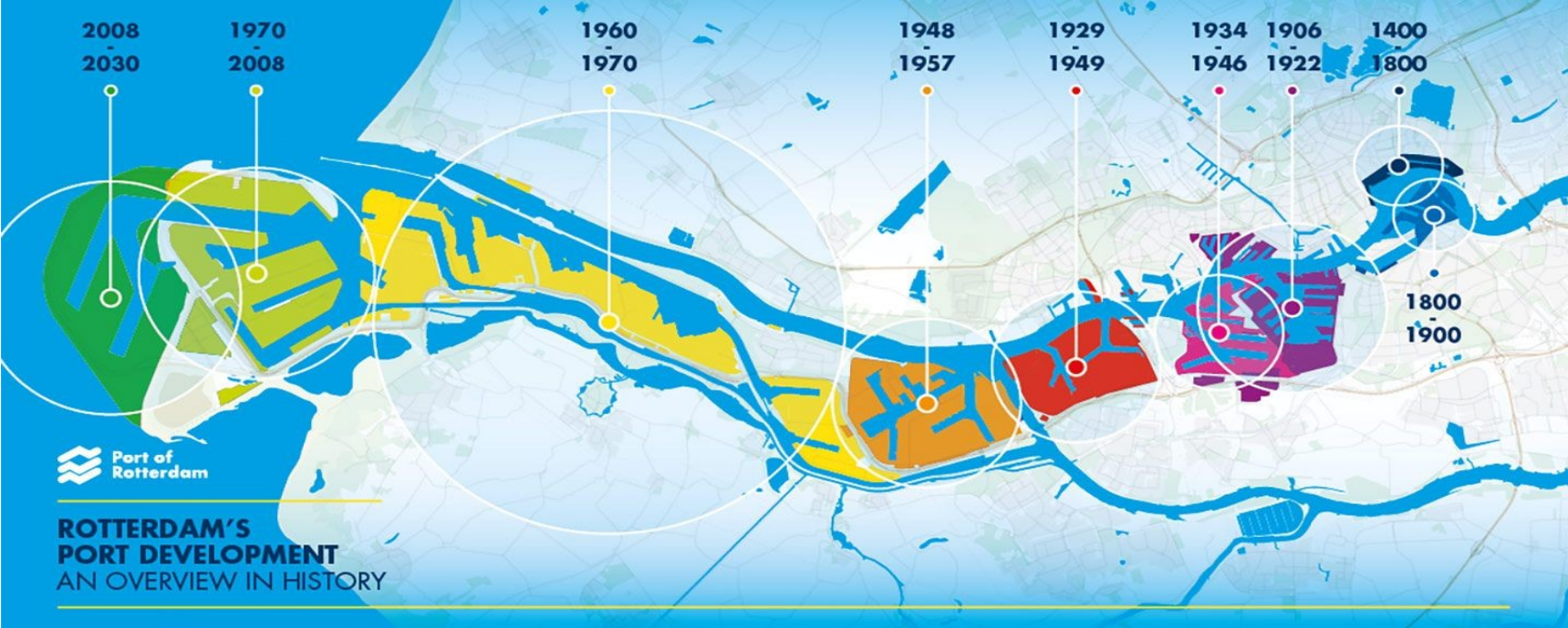


# *Skycity Development Project of Hong Kong Airport*





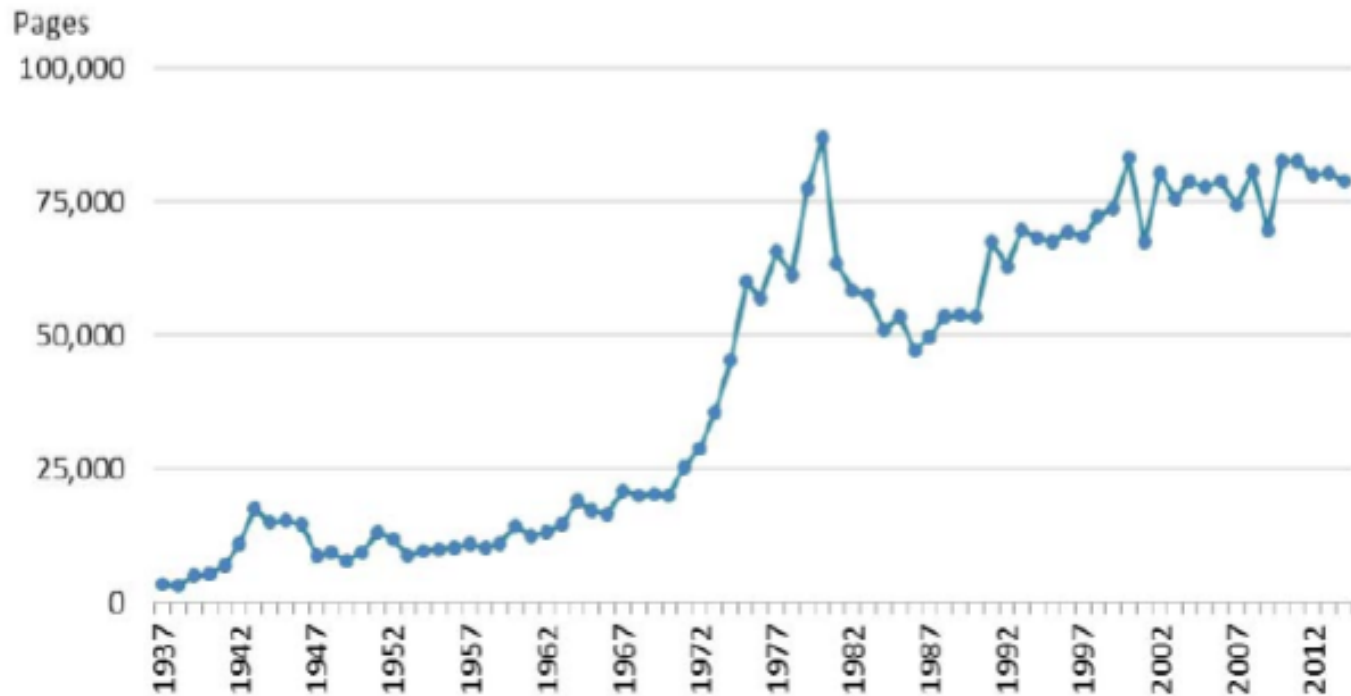
# Port of Rotterdam



# Reforms of Rules and Regulations

## USA: Rapidly increasing rules

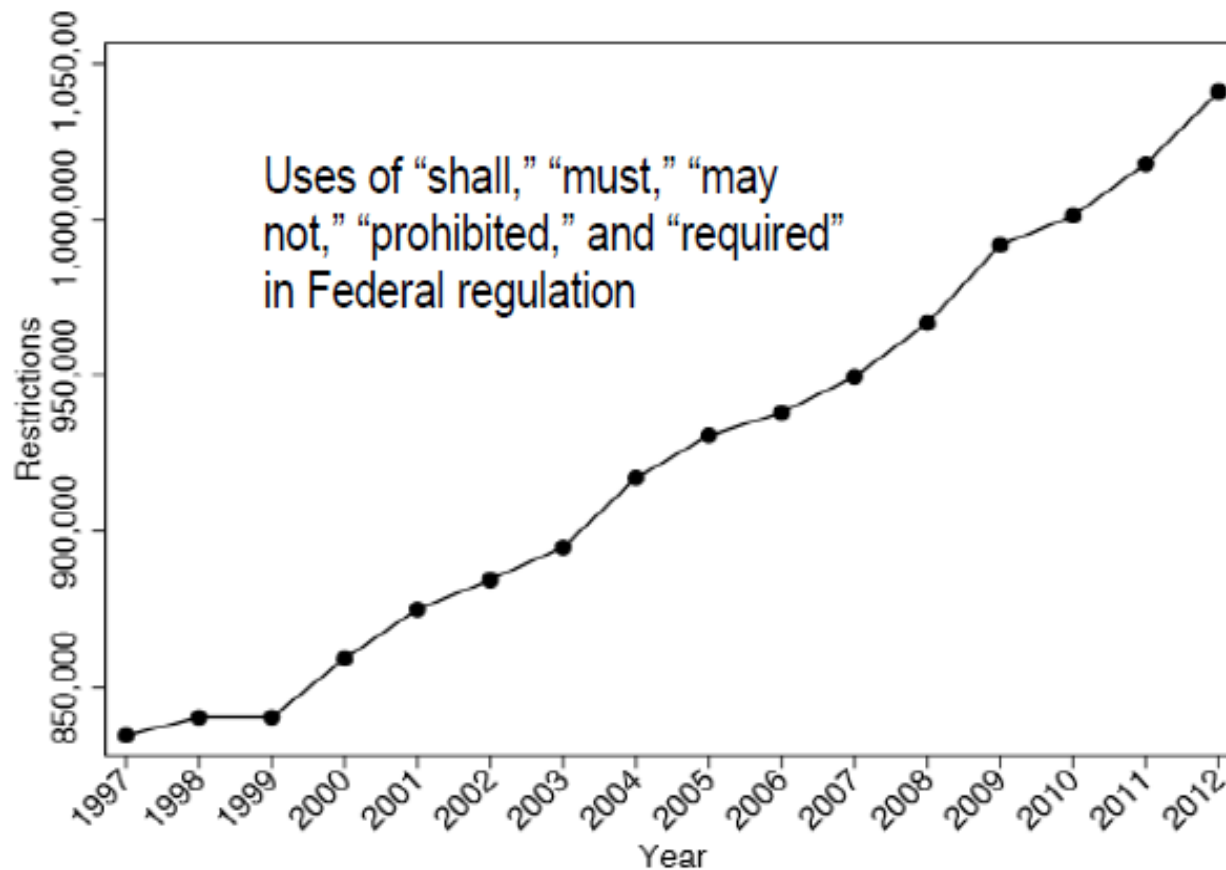
**Figure 1. Number of Pages Published Annually in the *Federal Register*, 1937-2014**



**Source:** Office of the Federal Register, Federal Register & CFR Publications Statistics, at <https://www.federalregister.gov/uploads/2015/05/Federal-Register-Pages-Published-1936-2014.pdf>.

## Reforms of Rules and Regulations

### USA: Total Appearances of Restrictions in Regulations, 1997 – 2012

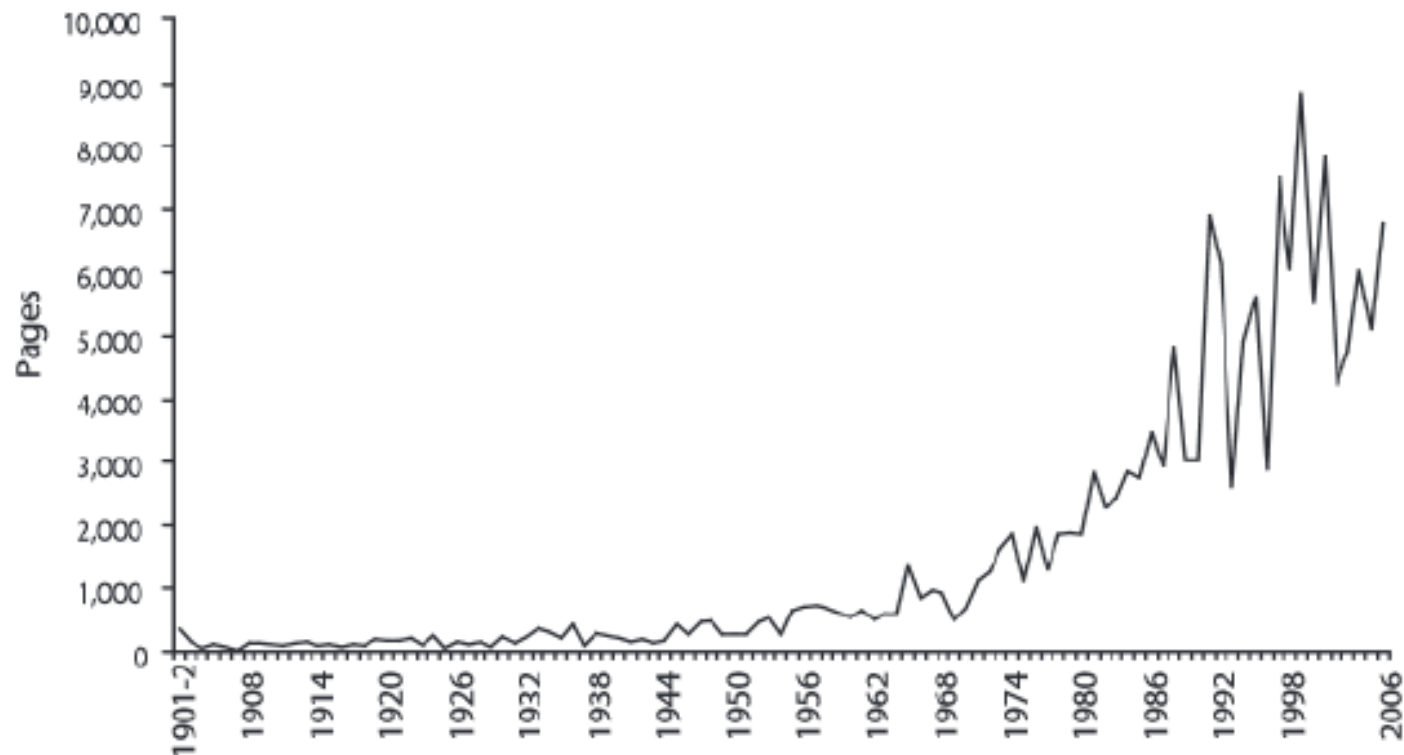


Source: RegData, Mercatus Center, George Mason University

# Reforms of Rules and Regulations

## Australia: Huge increase since 1980

Chart 2: Pages of Commonwealth Acts of Parliament passed per year, 1901-2006



# Reforms of Rules and Regulations

## Results of the guillotine

	Target of Reform	Number of Regulations reviewed	% of regulations eliminated	% of regulations simplified
<b>Korea</b> (11 months)	Regulations	11,125	<b>-48.8%</b>	<b>21.7%</b>
<b>Mexico</b> (9 months)	Formalities	2,038	<b>-54%</b>	<b>27%</b>
<b>Kenya</b> (14 months)	Business Licenses	1,325	<b>-23.8%</b>	<b>28.6%</b>
<b>Moldova</b> (6 months)	Regulations	1,130	<b>-44.5%</b>	<b>12.5%</b>
	Fee-based Permits	400	<b>-68%</b>	<b>20.3%</b>
<b>Vietnam</b> (2 years)	Admin procedures	5,500	<b>-8.8%</b>	<b>77%</b>
<b>Croatia</b> (12 months)	Business Regulations	1,451	<b>-15%</b>	<b>10%</b>

## Committees to Improve Competitiveness Ranking

- **IMD**
- **WEF**
- **World Bank**

# Foundations for Taking off to the New Height

