

A **COLOR** FOR EVERY HOME

NICOLock[®]
paving stones & retaining walls
 **paver-shield**[™]



Experience Outdoor Living

COME HOME TO NICOLOCK.

Nicolock pavers have a full, structural lifetime warranty* and are transferable to the next owner should you sell. Register your products it in 3 easy steps!



Go to Nicolock.com

DESIGN CENTER | COLOR TOOL | WARRANTY

Click on the warranty link on the top right hand corner on our homepage.

Fill Out the Warranty Form.



Upload Proof of Purchase.



LIFETIME WARRANTY*

Nicolock provides a limited lifetime warranty on the structural integrity of its manufactured product used in residential applications. Nicolock pavers are warranted for as long as you own your home and are transferable to the next owner should you sell. Nicolock products installed in accordance with our guidelines and industry standards that are deemed to be structurally defective will be replaced with product of equal value. Removal and replacement labor cost is not the responsibility of Nicolock. Regarding de-icing products, Nicolock recommends sand for slip resistance as it is the most environmentally friendly product for use on concrete products to make sure surfaces are skid and slip resistant. If a de-icing product is used, Nicolock recommends using only NaCl (rock salt) and should be used sparingly, following the manufacturer's instructions. Once ice is loosened, remove immediately to avoid buildup of the de-icing agent. De-icing agents of any kind are not recommended for our Nicostone line.

Color matching and product availability are not guaranteed. Proof of purchase and/or installation contract must be made available prior to or at the time of inspection by an authorized Nicolock representative. Other exclusions apply.

Nicolock / Nicolite Concrete Products is the owner or authorized user of all patents and trademarks for products and designs illustrated herein. Firma®, Checker Block®, Sante-Euro® & paver-shield® are examples of registered trademarks of Nicolite Concrete Products. SF-Rima® is a trademark of SF Concrete Technology, Inc. Trinity® is a trademark of Earth Reinforcement Technologies. • US Patent # : Firma® 6,082,933.

TO REGISTER YOUR NICOLOCK PRODUCTS, VISIT US ONLINE AT NICOLOCK.COM

WHY NICOLOCK

Welcome.....	4
Why Pavers?.....	8
Designing with	
Inlays and Borders.....	20
Predesigned Packages.....	24



PAVER-SHIELD™ PAVERS

Stone Ridge Collection.....	28
Rustico Series.....	32
Blue Ridge.....	35
Alpine Series.....	36
Ridge Brick.....	40
Colonial Cobble.....	41
Holland Stone.....	42
Roma I & II.....	44
Plank Paver.....	45
The Montauk.....	46
Heritage Slab.....	47
Fiuggi Travertine.....	48
Cobblestone.....	49



TOSCANA / TUMBLED

Pompeii.....	51
Country 6x6 & 6x9.....	52
Country 4pc Combo.....	52
Olde Towne Combo & 1/2.....	53



CIRCLES AND INLAYS

Ridge Circle.....	56
Country Circle.....	57
Sante-Euro® Circle.....	58
Rustico Circle.....	59
Old Town Flagstone Circle.....	60
Wetherdale Circle.....	60
Old Town Flagstone	
Quartered Square.....	61
Old Vienna w/ paver-shield™.....	62
Belgium Cobble.....	63
Edgestone.....	63



ENVIRONMENTAL PAVERS

Eco-Ridge.....	66
Eco-Tre.....	67
SF-Rima®.....	67
Checker Block®.....	68
Turfstone.....	68



NICOSTONE PAVERS

Grand Flagstone.....	70
Versailles Travertine.....	71
Old Town Flagstone Patio Pack..	72
Thermal Finish Flagstone.....	73
Natural Cleft Flagstone.....	73
Wetherdale Patio Pack.....	74



NATURAL STONE

Natures Creations.....	75
------------------------	----



WALL SYSTEMS

Landscape Walls.....	79
Mini Colonial Wall.....	80
6" Colonial Wall.....	80
5" Colonial Wall.....	81
Verona Wall.....	82
NEW! Stonegate®	
Contemporary Wall.....	83
Claremont Wall.....	84
Belvedere Wall.....	85
Kodah Wall.....	86
Retaining Walls.....	87
Firma® Wall.....	88
Everloc™ 810 Express.....	89
Alta Wall.....	90
Alta Pro Wall.....	91
Trinity® Wall.....	92
NEW! Keystone® Compac III	
Straight Split.....	93
Outcropping.....	94
Garden Walls.....	95
Sierra Wall.....	96
Serafina Wall.....	97
Mountain Block.....	98



PIERS, COPING, CAPS AND STEPS

Mini Colonial Pier Kit.....	100	Belvedere Coping.....	104
5" Colonial Pier Kit.....	100	Old Town Coping.....	105
Verona Pier Kit.....	100	Versailles Coping.....	105
NEW! Stonegate®		6x12 Fullnose.....	106
Contemporary Pier.....	101	4x12, 8x12 Fullnose.....	107
NEW! ClifRock Pre-Built		Rockface Treads.....	108
Pier Kit.....	101	Irregular Steps.....	109
Corners.....	101	Thermal and Fullnose Treads....	110
Belvedere Pier and Cap.....	102	Roma Step.....	111
Claremont Pier and Cap.....	102	Log Sleepers.....	111
Kodah Pier and Cap.....	102	Rockface Steps.....	111
Pier Caps.....	102	Stepping Stones.....	111
Multi Cap.....	103		
Dimensional Coping.....	103		
Colonial Cap.....	103		
Rockface Multi Cap.....	104		



OUTDOOR LIVING

Serafina Fire Pit Packages.....	114
Belvedere Fire Pit Packages...	116
Verona Fire Pit Packages.....	118
Ovation Fire Pit Packages.....	120
Encore Fire Pit Packages.....	122
Fire Pit Accessories.....	126
Verona Fireplace.....	128
Mini Verona Fireplace.....	129
Kalea Bay Fireplace.....	130



OUTDOOR DINING

Verona Kitchen.....	132
ClifRock Kitchen Island.....	133
Verona Grill Island.....	134
Verona Pizza Oven.....	135
Pergola.....	135
Outdoor Dining Accessories...	136



PRODUCT SPECIFICATIONS

Nicolock Color Swatches.....	138
Color Chart.....	150
Paver Installation.....	154
Retaining Wall Installation.....	156
Stain Removal.....	158
FAQ.....	159
Patterns.....	161



Roberto Nicolio

CEO/President, Nicolock Paving Stones

WELCOME TO NICOLOCK

For more than 60 years Nicolock has been trusted to help homeowners and contractors like you in achieving their perfect home project. From technological advances such as our **paver-shield™** technology, to our advanced color blending technique, Nicolock continues to lead the way in the production and supply of quality concrete products and outdoor living solutions. We are proud to say that we are 100% U.S. owned and operated.

Using select materials, our rigorous attention to quality-control during the entire manufacturing process guarantees product consistency and allows us to offer you a lifetime warranty on our products.

We know and trust that you will love your Nicolock products. We are excited to introduce new and innovative products this year while continuing to bring you our superior line of pavers, wall systems and outdoor living lines.

THE PAVER-SHIELD™ DIFFERENCE

Nicolock's patented **paver-shield™** manufacturing process delivers a paver surface that is tight and dense, not coarse and grainy like other products.

More importantly, **paver-shield™** ensures that the aggregate needed to give the paver its strength is never exposed, giving you years of "it looks like new" enjoyment. All Nicolock pavers have color from top to bottom, ensuring a lifetime of beauty and protection. Iron oxide pigments are guaranteed not to fade.

A COLOR
FOR EVERY HOME

A COLOR FOR EVERY HOME

Need inspiration for that elegant front entry or backyard paradise? Just take a look at Nicolock pavers and wall systems. We have more rich colors than anyone in the industry. Our products are warm and vibrant the moment they arrive at your home and will stay looking that way year after year.

Our superior color blending means that your finished project will have variegated tones, not defined blotches here and there. We minimize the risk for a bad installation with our proprietary manufacturing technology and unmatched color blending. Unlike some of our competitors, our color extends through the entire paver, not just the surface layer, ensuring the most vibrant color available in the market!

We are committed to bringing you the best quality products so that you and your family can enjoy a lifetime of memories. With almost 1,000 different combinations of shape, color and texture, Nicolock has the broadest selection of products in the industry to satisfy every hardscape need. We stay ahead of the field by continuously introducing new, trend-setting products to our customers. By following design trends both here and overseas, we're able to maintain our position as a market leader. We have such high confidence in the quality of our products that we back them up with a transferable limited lifetime guarantee.

A LIFETIME OF INNOVATION

We've invested millions in the most technologically advanced manufacturing equipment available to produce hardscape products that exceed the standards of the



Cover : Grand Flagstone & Belvedere Fire Pit | Color: York Brown

industry and those of the most discriminating buyer. Our commitment to innovation is evident not only in our rigorous attention to quality but also in the expansion of our product lines. From kitchens to fire features you will find multiple options to create a space that is uniquely yours.

ENVIRONMENTALLY FRIENDLY

We manufacture several variations of eco-friendly paving products, allowing storm water to percolate back into the soil. And since all of our hardscaping products are made from natural materials, they can be recycled at the end of their very long life like glass, metal, and plastic.

WE'RE LOCAL

Nicolock facilities, retailers and contractors cover the Mid- Atlantic and Northeast regions of the United States and are always "close to home." We have manufacturing facilities on Long Island, New Jersey, Maryland and Connecticut, as well as, strategically placed distribution centers. We pride ourselves on our responsive service, terrific product availability and superior on-time delivery.

PROFESSIONALS YOU CAN TRUST

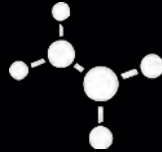
Nicolock Hardscape Pro Contractors have been pre-screened to make sure that the best products get the best installation. Locate one through our on-line locator at nicolock.com. Our sales representatives are industry certified and experts in the field of hardscaping. They serve as technical advisors to all of our customers, including retailers, contractors, design professionals and homeowners.



Nicolock sources the highest class of raw materials in the industry to give each paver the very best in quality and consistency. Our patented process features a smooth, ultra-dense surface and rich vibrant color guaranteed not to fade.



Our unique, state-of-the-art manufacturing process ensures that all of our quality materials are precisely measured out to create a consistent, extremely durable base mix which is the foundation of every Nicolock paver.



During this process, iron oxide bonds with cement molecules resulting in the most vibrant color seen throughout each paver.



Once our base mix is created, ultra-fine sand, Portland cement and additional color come together to create our paver-shield™ technology.



The result is a tight, smooth surface texture combined superior color, strength and beauty that will last for generations!

SEE THE PAVER-SHIELD™ DIFFERENCE


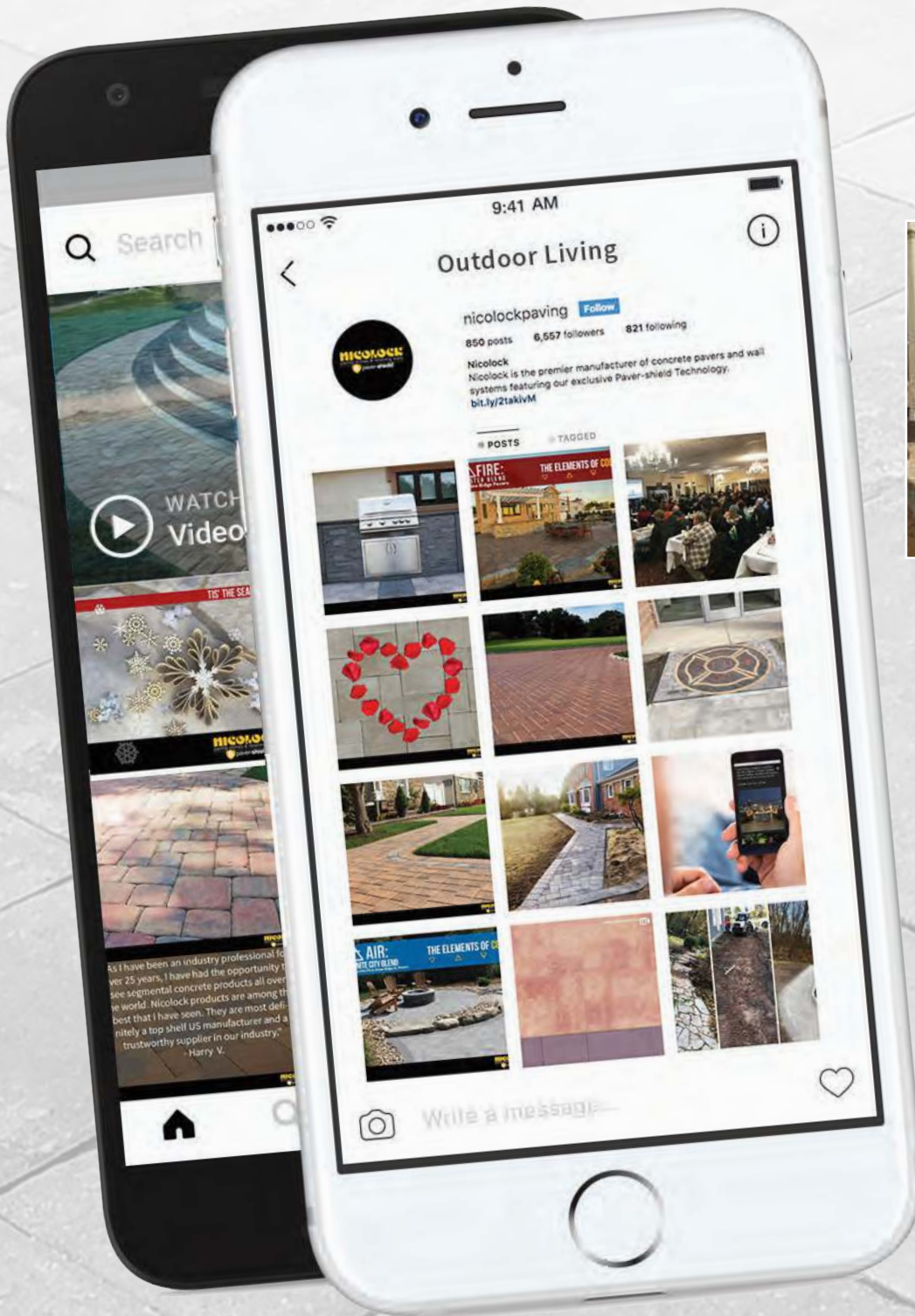
paver-shield™ Technology
Tight, smooth surface texture that is
built into the paver.



Ultra dense base mix featuring color
throughout the paver ensuring a
lifetime of beauty that stands up to
harsh weather.

Follow us.

Follow Nicolock on social media for great ideas. See what others are doing with their Nicolock!



Share.

Post your project on Facebook and tag us! | Pin us on Pinterest | Subscribe to our YouTube channel | Upload to Instagram: **#Nicolock**, **#Nicolockpavers** or **#Nicolockpavingstones**



Contractors, share your projects on Nicolock.com

1 Visit us at nicolock.com



PROJECT UPLOAD

Scroll Down to bottom of our home page to the project upload button

2 Complete the form



Tell us about your project!

3 Upload your photos!



4 Win Great PRIZES!



FOLLOW US:
FB/@nicolock
IG/@nicolockpaving
P/@nicolockpavingstones
YT/@nicolockpavingstones



WHY PAVERS

APPEARANCE

Available in many colors and styles, paving stones are made to complement the architectural style of your home and your personality.

DESIGN VERSATILITY

When it comes to design, pavers can be used for just about any project including walkways, patios, pool surrounds, roof decks and fire features.

DURABILITY


Tough enough to withstand the harshest elements and easy to care for, pavers are a great choice. Pavers are rated to be four times as strong as a typical concrete slab and unlike poured concrete, won't crack from ice heaves or invading tree roots.

VALUE

Paving stones are considered to be one of the few hardscape products that instantly add value to your home. The cost of concrete pavers is substantially less than other hardscape materials and provide an equally attractive appearance.

MAINTENANCE

Concrete pavers are easier to maintain and last longer without needing to be repaired. If a paver becomes stained or broken, it can be easily replaced individually without disturbing other pavers.



WHY NICOLOCK



NICOLOCK HAS THE MOST BRILLIANT COLORS IN THE INDUSTRY

Nicolock pavers have the richest, most vibrant colors and come in a wide array of styles to harmonize with your home's exterior.



NICOLOCK MAKES SHAPING YOUR SPACE EASY

With our borders and accents you can create the appearance of a larger space or design a tranquil oasis to escape to after a long day. Bring your outdoor projects to life with Nicolock.



NICOLOCK WITH PAVER-SHIELD™ TECHNOLOGY IS ENGINEERED TO LAST!

Quality materials are precisely mixed to create our proprietary paver-shield™ blend. Nicolock pavers are a perfect choice for residential driveways, backyard patios and commercial applications.



NICOLOCK PAVERS PROVIDE IMMEDIATE GRATIFICATION

Additionally, they provide longer term return on investment when decide to sell your home. Whether it's curb appeal from a welcoming path to your door or an additional living space from a patio and outdoor kitchen, we have everything you need to build those sought after amenities.



NICOLOCK PAVERS ARE LOW MAINTENANCE AND EASY TO KEEP CLEAN

Just sweep and or rinse with warm soapy water. If a paver becomes damaged, its easy to replace without disturbing the stones around it.



Relax...



Alpine Contemporary | Color: Travertina

Exhale...

Old Town Flagstone | Color: York Brown

nicolock[®]
paving stones & retaining walls
 **paver-shield**[™]



Outside Elegance...



Blue Ridge | Color: Pennsylvania Blue

Backyard Beauty...



Alpine Contemporary | Color: Chesapeake Blend

nicolock[®]
paving stones & retaining walls
n paver-shield[™]

A photograph of a backyard pool area. In the foreground, a large, irregularly shaped stone patio made of grey and tan pavers leads to a swimming pool. Two lounge chairs with white cushions and blue pillows are positioned on the patio near the pool. A blue patio umbrella is open behind the chairs. The pool has a blue liner and is surrounded by a stone coping. In the background, a dense row of tall, narrow evergreen trees forms a privacy screen. The overall scene is a well-maintained outdoor oasis.

Personal Oasis...

nicolock[®]
paving stones & retaining walls
 **paver-shield**


Alpine Ridge | Color: Granite City Blend



Get Together...

Verona Fireplace | Color: Adobe Blend
Grand Flagstone | Color: York Brown

nicolock
paving stones & retaining walls
 **paver-shield**



Discover Home...

nicolock
paving stones & retaining walls
n paver-shield

Alpine Ridge | Color: Oyster Blend Grand Flagstone | Color: York Brown



Express Yourself...

Stone Ridge XL | Color: Marble Blend

nicolock[®]
paving stones & retaining walls
 **paver-shield**[™]



Your Happy Place...

nicolock[®]
paving stones & retaining walls
 **paver-shield**[™]

Alpine Ridge | Color: Caramel Tan



Step in Style...

Heritage Slab 18 x 18 | Color: Granite City Blend (Special Order)

nicolock[®]
paving stones & retaining walls
n paver-shield[™]

Using color, Inlays, borders and paving stone direction to ENHANCE YOUR OUTDOOR SPACE

Creating that WOW factor is easy to achieve when you incorporate Nicolock's design fundamentals into your project. Add a beautiful border when your designing your new patio, pool-scape, driveway or any outdoor project. Create a striking visual by using contrasting colors and different shaped paving stones. There are many options when considering with regard to paver laying patterns. We have chosen some a few examples of laying patterns on the next few pages to help guide you through the process. You can even mix and match different styles, shapes and patterns to create unique and interesting designs.



90° traditional

PAVER DIRECTION

Laying pavers at a 45 degree angle creates the illusion of space with an added richness to a basic installation.



45° with border

BORDERS


Borders define edges and softly combine large areas that would otherwise be toneless. Monochromatic or contrasting colors help define your style.



45° with inlay

INLAYS

Inlays allow you to define a space within your outdoor space. Often created with contrasting colors and textures inlays add visual interest to make your space pop.



Primary Pavers **Stone Ridge XL** | Color **Crab Orchard Blend** | Inlay **Pompeii** | Color **Oyster Blend** | Border **8x12 Fullnose** | Color **Crab Orchard Blend**



The Montauk



Pompeii



Roma II



Holland Stone



Ridge Brick



Old Vienna with
paver-shield™

NICOLOCK'S TOP 12 DESIGN COMBINATIONS | With so many options to choose from, these twelve combinations have been voted most popular by homeowners and contractors.



Primary Pavers
Alpine Contemporary
Color
Oceanic Blue

Inlay
Old Vienna with paver-shield™
Color
Raven

Border
Rustico 6x9
Color
Oceanic Blue



Primary Pavers
Blue Ridge
Color
Westchester Blend

Inlay
Old Vienna with paver-shield™/ Ridge Brick-
Color
Raven/ Westchester Blend

Border
Old Vienna with paver-shield™
Color
Raven



Primary Stones
Stone Ridge
Color
Granite City Blend

Inlay
Old Vienna with paver-shield™
Color
Raven

Border
Stone Ridge
Color
Granite City Blend



Primary Pavers
Rustico 4 pc Combo
Color
Marble Blend

Inlay
Roma I
Color
Raven

Border
Rustico 4pc
Color
Marble Blend



Primary Pavers
Fiuggi Travertine
Color
Travertina

Inlay
The Montauk
Color
Oyster Blend

Border
Rustico 6x9
Color
Travertina



Primary Stones
Stone Ridge
Color
Granite City Blend

Inlay
Ridge Brick
Color
Marble Blend

Border
Stone Ridge
Color
Granite City Blend



Primary Stones
Colonial Cobble 4 pc
Combo
Color
Oyster Blend

Border
Rustico 6x9
Color
Travertina



Primary Pavers
Stone Ridge
Contemporary
Color
South Bay Blend

Inlay
Holland Stone
Color
Raven

Border
Stone Ridge
Contemporary
Color
South Bay Blend



Primary Stones
Stone Ridge XL
Color
Granite City Blend

Inlay
Holland Stone
Color
Fire Island Blend

Border
Rustico 6x9
Color
Granite City Blend



Primary Stones
Alpine Ridge
Color
Cappuccino Blend

Inlay
Old Vienna with paver-shield™
Color
Brown

Border
Ridge Brick
Color
Cappuccino Blend



Primary Stones
Plank Paver
Color
Granite City Blend & Marble Blend

Inlay
Plank Paver
Color
Raven

Border
Plank Paver
Color
Granite City Blend



Primary Stones
Plank Paver
Color
Westchester Blend

Inlay
Pompeii
Color
Charcoal

Border
Plank Paver
Color
Westchester Blend

PRE-DESIGNED PACKAGES

Nicolock custom kits give you everything you need to get your project started. From dimensions, material lists and contractor drawings to garden and patio furniture recommendations. For additional information on our predesigned packages, **visit us at [nicolock.com/predesignedpackages](https://www.nicolock.com/predesignedpackages).**



SHOW STOPPER

The Show Stopper kit includes everything you need for entertaining including the Verona Grill Island, the Verona Fireplace, Alpine Ridge paver-**shield**™ pavers and accented with a Rustico border.



CHEF SERIES

Create the ideal summer kitchen with The Chef Series. Our custom kit includes our Verona Kitchen Kit, Verona Fire Pit Kit and Stone Ridge paver-**shield**™ pavers with a Rustico 6x9 inlay.



TRADITIONAL

The Traditional includes our Stone Ridge XL paver-**shield**™ pavers with a Rustico 6x9 border, a place for your grill, a table area, a separate conversational seating area, and the Verona Fire Pit Kit.



MODERN FLAIR

Our Modern Flair contemporary kit includes three separate seating areas including one with our Verona Fire Pit Kit and our larger, more modern styled Alpine Contemporary paver-**shield**™ pavers with The Montauk border.



MADISON CIRCLE

Relax in style with the Madison Circle Design. With a small patio off the back of the house, a Serafina Fire Pit installed over a Ridge Circle off to one corner, this backyard has everything you need to turn on the grill and enjoy some quality time.



LIBERTY SQUARE

Dine in the shade with the Liberty Square design which includes a beautiful patio with a decorative inlay, a Nicolock 13' x 16' Pergola Kit and our new ClifRock Kitchen Island. This design combines efficiency with practicality.



OUTSIDE EMPIRE

The ultimate small space backyard, the Outside Empire package offers mirrored patios with Roman corners separated by a see through Kalea Bay Fireplace.



CHELSEA ON THE GREEN


Thermal Finish Flagstone used as stepping stones on each side lead you to this charming outdoor space that has it all including a Verona Fire Pit, and a beautiful inlay to frame the border.

PAVER-SHIELD™ PAVERS



Stone Ridge XL | Color: Travertina

P A V E R - S H I E L D™ P A V E R S



Brilliant color can always be found in Nicolock pavers with paver-**shield**™. Rich vibrant colors are the hallmark of everything we make. With Nicolock's paver-**shield**™ technology, colors stay rich and vibrant. From rustic to contemporary, we have a color palette to complement every home. When choosing Nicolock, you are receiving pavers with color from top to bottom and a tight, smooth surface. Our pavers will not expose heavy aggregate as they wear. The ultra-dense surface has more color and more protection, ensuring a lifetime of beauty.



PAVER-SHIELD™ PAVERS

STONE RIDGE COLLECTION | One of our top selling pavers, Nicolock Stone Ridge Collection is a stunning choice for patios, walkways, pool decks and much more!



Stone Ridge and Stone Ridge XL | Color: Travertina



Stone Ridge XL | Color: Crab Orchard Blend



Stone Ridge XL | Color: Marble Blend



Stone Ridge | Color: Adobe Blend



Stone Ridge | Color: Travertina

PAVER-SHIELD™ PAVERS



Stone Ridge | Color: Crab Orchard Blend



Stone Ridge | Color: Granite City Blend

AVAILABLE COLORS



Adobe Blend



Autumn Blend*



Cappuccino Blend*



Caramel Tan*



Chesapeake Blend*



Crab Orchard Blend*



Desert Rose*




Golden Brown Blend



Granite City Blend

STONE RIDGE Multi-size rectangular shapes. Slightly textured riven surface. Slightly chamfered edge. Can be combined with Stone Ridge XL.


	WIDTH	LENGTH	THICKNESS	PCS / SF	SF / PALLET	PCS / PALLET	LBS / PALLET
A	4½"	9"	2⅜"	3.8	110	130	2,925
B	9"	9"	2⅜"	1.9		60	
C	9"	13½"	2⅜"	1.3		50	



STONE RIDGE XL Multi-size rectangular shapes. Slightly textured riven surface. Slightly chamfered edge. Can be combined with Stone Ridge. Not recommended for vehicular applications.


	WIDTH	LENGTH	THICKNESS	PCS / SF	SF / PALLET	PCS / PALLET	LBS / PALLET
A	9"	9"	2⅜"	1.9	110	20	2,876
B	9"	18"	2⅜"	.93		50	
C	18"	18"	2⅜"	.46		20	

NATURAL STONE TEXTURE



STONE RIDGE CONTEMPORARY Multi-size rectangular shapes. Smooth Finish. Slightly chamfered edge.

	WIDTH	LENGTH	THICKNESS	PCS / SF	SF / PALLET	PCS / PALLET	LBS / PALLET
A	4½"	9"	2⅜"	3.8	110	130	2,946
B	9"	9"	2⅜"	1.9		60	
C	9"	13½"	2⅜"	1.3		50	
*D	18"	18"	2⅜"	2.18	131	60	3,537 *sold as separate pallet




SMOOTH, MODERN FINISH

NEW! 18 x 18 Stone Ridge Contemporary

NEW COLORS! See the Difference
MORE COLOR... *More Life!*

OCEANIC 5 5 COLOR BLEND **PECONIC 6** 6 COLOR BLEND




Oceanic 5**



Peconic 6**

Made in New York
additional freight rates may apply.



Lilac Blend



Marble Blend*



Mocha Blend



Oceanic Blue*



Oyster Blend*



Pennsylvania Blue**



South Bay Blend*



Travertina*



Westchester Blend

PAVER - SHIELD™ PAVERS

RUSTICO SERIES | Beautiful rectangular shaped pavers that can be utilized anywhere to enhance your home or business. Textures that include a slightly dimpled surface, chamfered edges and square corners. Interchangeable and available in a wide range of colors. A customer favorite year after year.



Rustico 6x6 & 6x9 | Color: Granite City Blend



Rustico 6x9 | Color: Travertina & Golden Brown Blend



Rustico 4 pc Combo | Color: Autumn Blend




Rustico 6x6 & 6x9 | Color: Oyster Blend

RUSTICO COMBO 4 PC COMBO | Stylish multi-sized rectangular shapes with a slightly dimpled surface. Chamfered edges with square corners.



RUSTICO 4 PC COMBO SPECIFICATIONS

	WIDTH	WIDTH	THICKNESS	PCS / SF	SF / PALLET	PCS / PALLET	LBS / PALLET
A	3"	6"	2⅜"	8.0	117	100	3,050
B	6"	6"	2⅜"	4.0		100	
C	6"	9"	2⅜"	2.7		160	
D	9"	9"	2⅜"	1.8		40	



RUSTICO 4 PC COMBO COLORS



Fire Island Blend



Golden Brown Blend



Granite City Blend



Marble Blend*



Oyster Blend*



Pennsylvania Blue**



Terra Cotta Blend



Travertina*



Westchester Blend

* Premium Colors
** Deluxe Colors


PAVER - SHIELD™ PAVERS

RUSTICO 6X6 AND 6X9 | Multi-size rectangular shapes with a slightly dimpled surface. Chamfered edges and square corners make these pavers an elegant choice.



RUSTICO 6X6 AND 6X9 SPECIFICATIONS

	WIDTH	LENGTH	THICKNESS	PCS / SF	SF / PALLET	PCS / PALLET	LBS / PALLET
A	6"	6"	2⅜"	4	120	480	3,027
B	6"	9"	2⅜"	2.66	113	300	2,982



SOLAR LIGHT PAVERS BY


STONE TENG^{US}

Easy to install
DIY, No wiring
Up to 8 hours of light
9" Cool White lights
On/Off Switch on bottom



6" x 9"

RUSTICO 6X6 AND 6X9 COLORS



*Premium Color

**Deluxe Colors



BLUE RIDGE | Multi-size rectangular shapes with a textured riven surface and slightly chamfered edges give this paver a beautiful look. Not recommended for vehicular applications.



BLUE RIDGE SPECIFICATIONS

	WIDTH	LENGTH	THICKNESS	PCS / SF	SF / PALLET	PCS / PALLET	LBS / PALLET
A	6½"	13"	2¾"	3.8	106	40	2,761
B	13"	13"	2¾"	1.9		40	
C	13"	19½"	2¾"	1.3		20	



BLUE RIDGE COLORS



Adobe Blend

Chesapeake Blend*

Crab Orchard Blend*

Golden Brown Blend

Granite City Blend



Lilac Blend

Mocha Blend

Oceanic Blue*

Oyster Blend*

Pennsylvania Blue**



Westchester Blend

* Premium Colors
** Deluxe Color

PAVER - SHIELD™ PAVERS

ALPINE SERIES | A customer favorite because of its beautiful versatility. Derived from the texture of natural mountain stone, the Alpine Series has a subtle cleft texture ideal for pools, walkways and patios.



Alpine Ridge | Color: Oyster Blend



Alpine Ridge | Color: Granite City Blend



Alpine Ridge | Color: Travertina



Alpine Ridge | Color: Travertina

PAVER - SHIELD™ PAVERS

ALPINE RIDGE | These multi-sized shapes will add a great feel to any project. Natural cleft texture with a lightly chamfered edge. Not recommended for vehicular applications.




Alpine Ridge | Color: Travertina


ALPINE RIDGE SPECIFICATIONS

	WIDTH	LENGTH	THICKNESS	PCS / SF	SF / PALLET	PCS / PALLET	LBS / PALLET
A	7¾"	15⅝"	2⅜"	.84	127	30	3,448
B	15⅝"	15⅝"	2⅜"	1.7		30	
C	15⅝"	23½"	2⅜"	2.55		20	

A



B



C



ALPINE SERIES COLORS



Adobe Blend



Caramel Tan*



Cappuccino Blend*



Chesapeake Blend*



Marble Blend*



Mocha Blend



Oceanic Blue*



Oyster Blend*

ALPINE CONTEMPORARY | Multi-size rectangular shapes with a smooth texture and slightly chamfered edges. Not recommended for vehicular applications.



Alpine Contemporary | Color: Chesapeake Blend

ALPINE CONTEMPORARY SPECIFICATIONS

	WIDTH	LENGTH	THICKNESS	PCS / SF	SF / PALLET	PCS / PALLET	LBS / PALLET
A	7¾"	15⅝"	2⅜"	.84	127	30	3,508
B	15⅝"	15⅝"	2⅜"	1.7		30	
C	15⅝"	23½"	2⅜"	2.55		20	

A




B



C



Desert Rose*



Golden Brown Blend



Granite City Blend



Lilac Blend



Pennsylvania Blue**



South Bay Blend*



Travertina*



Westchester Blend


* Premium Colors
** Deluxe Colors

PAVER-SHIELD™ PAVERS

RIDGE BRICK | A universal, oversized brick shape with a textured riven surface. Slightly chamfered edges. Use as a field paver or as a border for any Ridge product.

RIDGE BRICK SPECIFICATIONS


WIDTH	LENGTH	THICKNESS	PCS / SF	SF / PALLET	PCS / PALLET	LBS / PALLET
4½"	9"	2⅜"	3.63	110	400	2,913



RIDGE BRICK COLORS



Adobe Blend



Autumn Blend*



Brown



Cappuccino Blend*



Caramel Tan*



Charcoal



Chesapeake Blend*



Crab Orchard Blend*



Desert Rose*



Golden Brown Blend



Granite City Blend



Lilac Blend



Marble Blend*




Mocha Blend




Oceanic Blue*



Oyster Blend*



Pennsylvania Blue**



Raven*



South Bay Blend*



Travertina*



Westchester Blend

* Premium Colors

** Deluxe Colors



Ridge Brick | Color: Pennsylvania Blue



Colonial Cobble | Color: Granite City Blend

COLONIAL COBBLE | Multi-size Ashlar pattern with flat surface, chamfered edges and pillowed corners.

COLONIAL COBBLE NORMAL SPECIFICATIONS

WIDTH	LENGTH	THICKNESS	PCS / SF	SF / PALLET	PCS / PALLET	LBS / PALLET
6 $\frac{3}{8}$ "	6 $\frac{3}{8}$ "	2 $\frac{3}{8}$ "	3.6	116	420	3,168




COLONIAL COBBLE 1 1/2 NORMAL SPECIFICATIONS

WIDTH	LENGTH	THICKNESS	PCS / SF	SF / PALLET	PCS / PALLET	LBS / PALLET
6 $\frac{3}{8}$ "	9 $\frac{3}{8}$ "	2 $\frac{3}{8}$ "	2.4	124	300	3,223



COLONIAL COBBLE 4 PIECE SPECIFICATIONS

	WIDTH	LENGTH	THICKNESS	PCS / SF	SF / PALLET	PCS / PALLET	LBS / PALLET
A	3 $\frac{3}{8}$ "	6 $\frac{3}{8}$ "	2 $\frac{3}{8}$ "	7.1	133	100	3,454
B	6 $\frac{3}{8}$ "	6 $\frac{3}{8}$ "	2 $\frac{3}{8}$ "	3.6		100	
C	6 $\frac{3}{8}$ "	9 $\frac{3}{8}$ "	2 $\frac{3}{8}$ "	2.4		160	
D	9 $\frac{3}{8}$ "	9 $\frac{3}{8}$ "	2 $\frac{3}{8}$ "	1.6		40	



COLONIAL COBBLE COLORS



Adobe Blend



Autumn Blend*



Bayberry Blend*




Charcoal
(1 1/2 Normal
& Normal only)



Crab Orchard Blend*



Fire Island Blend



Golden Brown Blend



Granite City Blend



Oyster Blend*

* Premium Colors

PAVER - SHIELD™ PAVERS

HOLLAND STONE | A beautiful classic brick shape with a flat surface and chamfered edges. Versatile for many outdoor projects. Also available in 31/8" thickness for special order only.



Holland Stone | Color: Golden Brown Blend



HOLLAND STONE SPECIFICATIONS


WIDTH	LENGTH	THICKNESS	PCS / SF	SF / PALLET	PCS / PALLET	LBS / PALLET
4"	8"	2 ³ / ₈ "	4.5	120	540	3,100



HOLLAND STONE COLORS



Adobe Blend



Autumn Blend*



Bayberry Blend*



Brown



Chamois




Charcoal



Crab Orchard Blend*



Fire Island Blend



Golden Brown Blend



Granite City Blend



Marble Blend*




Mojave*




Oyster Blend*



Pewter



Raven*



Red



Salmon



Terra Cotta Blend



Westchester Blend

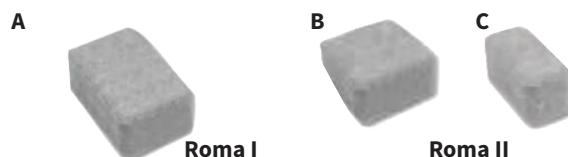
* Premium color

PAVER - SHIELD™ PAVERS

ROMA I AND ROMA II | Modular system - rounded corners with pillowed edge allows for flexibility in free-form patterns. Can be used with the Sante Euro Circle.

ROMA I AND ROMA II SPECIFICATIONS

	WIDTH	LENGTH	THICKNESS	PCS / SF	SF / PALLET	PCS / PALLET	LBS / PALLET
A - Roma I	4.6"	7"	2⅜"	4.27	131	560	3,519
B - Roma II	4.6"	4.6"	2⅜"	-	126	740	3,278
C - Roma II	2.33"	4.6"	2⅜"			240	



Roma II | Color: Westchester Blend

ROMA I AND ROMA II COLORS



* Premium color



Roma I and Roma II | Color: Granite City Blend

PLANK PAVER | The long and narrow design of this Nicolock favorite; gives a finished and sleek appearance to complement modern design trends.



PLANK PAVER COLORS



Charcoal



Golden Brown Blend



Granite City Blend



Marble Blend*



Pewter




Raven*



Westchester Blend

PLANK PAVER SPECIFICATIONS

	WIDTH	LENGTH	THICKNESS	SF / PALLET	PCS / PALLET	LBS / PALLET
A	6"	9"	2¾"	103	54	3,122
B	6"	13"	2¾"		81	
C	6"	17"	2¾"		54	



PLANK PAVER 6 X13

WIDTH	LENGTH	THICKNESS	PCS / SF	SF / PALLET	PCS / PALLET	LBS / PALLET
6"	13"	2¾"	.545	103	189	3,122



NEW! Plank Paver 6 x13

PAVER-SHIELD™ PAVERS

THE MONTAUK | Unique, multi-size, irregular shapes with a textured surface and textured edges. Makes a stunning accent and just as beautiful on its own. No spacer lugs.



The Montauk | Color: Oyster Blend



The Montauk | Color: Oyster Blend

THE MONTAUK SPECIFICATIONS

	WIDTH	LENGTH	THICKNESS	SF / PALLET	PCS / PALLET	LBS / PALLET
A	2¾"	3¼"	2⅜"	65	630	1,663
B	2¾"	4"	2⅜"			
C	3¼"	4"	2⅜"			
D	3⅝"	4"	2⅜"			
E	4"	4"	2⅜"			



THE MONTAUK COLORS



Charcoal



Granite City Blend



Oyster Blend*



Raven*

* Premium color

HERITAGE SLAB | Heritage Slab is a great stone for various architectural applications including rooftops and plazas. Suitable for overlays and at-grade applications, Heritage Slab is a favorite for paving large surface areas.



Heritage Slab | Color: Pewter



Heritage Slab | Color: Pewter



Heritage Slab | Color: Granite City Blend (special order)

HERITAGE SLAB COLORS




Charcoal Pewter Red
Additional colors by special order only. Minimums may apply.

PEDESTALS | Stackable and adjustable form options. (sold separately) .



HERITAGE SLAB SPECIFICATIONS

	WIDTH	LENGTH	THICKNESS	PCS / SF	SF / PALLET	PCS / PALLET	LBS/PALLET
A	8"	16"	2"	.88	80	90	1,783
B	12"	12"	2"	1	120	120	2,654
C	18"	18"	2"	.44	135	60	2,990
D	24"	24"	2"	.25	80	20	1,776
E	18" Round		2"	na	na	40	1,562



FIUGGI TRAVERTINE | Fiuggi Travertine gives the look and feel of traditional travertine stone with the added bonus of our patented **paver-shield™** technology. Available in multi-sized rectangular shapes, featuring a flat surface with natural Travertine markings and slightly chamfered edges. Not recommended for vehicular applications.



FIUGGI TRAVERTINE COLORS



Adobe Blend



Chesapeake Blend*



Golden Brown Blend



Granite City Blend



Lilac Blend



Marble Blend*



Mocha Blend



Oceanic Blue*



Oyster Blend*



Pennsylvania Blue**



South Bay Blend*



Travertina*




Westchester Blend

* Premium color

FIUGGI TRAVERTINE SPECIFICATIONS

	WIDTH	LENGTH	THICKNESS	PCS / SF	SF / PALLET	PCS / PALLET	LBS / PALLET
A	7¾"	15⅝"	2¾"	.84	127	30	3,497
B	15⅝"	15⅝"	2¾"	1.7		30	
C	15⅝"	23⅓"	2¾"	2.56		20	




COBBLESTONE | Octagonal shape with small square, flat surface and chamfered edges



COBBLESTONE SPECIFICATIONS

	WIDTH	LENGTH	THICKNESS	PCS / SF	SF / PALLET	PCS / PALLET	LBS / PALLET
A	6¼"	8⅞"	2⅜"	3.6	111	400	2,823
B	4⅜"	8⅞"	2⅜"	4.5	111	500	2,877



COBBLESTONE COLORS



* Premium color

T O S C A N A T U M B L E D P A V E R S



Nicolock's exceptional quality with the elegant look of naturally aged stone. Superior color with textured edges give these stones an old world charm.


POMPEII | Multi-size irregular shapes with textured surface and edges. Inspired by the streets of Ancient Rome. No spacer lugs needed.



Pompeii | Color: Oyster Blend

POMPEII SPECIFICATIONS

	WIDTH	LENGTH	THICKNESS	SF / PALLET	PCS / PALLET	LBS / PALLET
A	2¾"	3¼"	2¾"	65	630	1,884
B	2¾"	4"	2¾"			
C	3¼"	4"	2¾"			
D	3⅝"	4"	2¾"			
E	4"	4"	2¾"			



POMPEII COLORS



Charcoal



Granite City Blend



Oyster Blend*

* Premium colors

T O S C A N A T U M B L E D P A V E R S

COUNTRY 6X6 AND 6X9 | Slightly textured surface with antiqued edges.



COUNTRY 4PC COMBO | Multi-size rectangular shapes with slightly textured surface and antiqued edges.





COUNTRY 6X6 AND 6X9 SPECIFICATIONS

	WIDTH	LENGTH	THICKNESS	PCS / SF	SF / PALLET	PCS / PALLET	LBS / PALLET
A	6"	6"	2 $\frac{3}{8}$ "	4	120	480	3,087
B	6"	9"	2 $\frac{3}{8}$ "	2.7	113	300	2,717

COUNTRY 4 PC COMBO SPECIFICATIONS

	WIDTH	LENGTH	THICKNESS	PCS / SF	SF / PALLET	PCS / PALLET	LBS / PALLET
A	3"	6"	2 $\frac{3}{8}$ "	NA	117	100	2,927
B	6"	6"	2 $\frac{3}{8}$ "			100	
C	6"	9"	2 $\frac{3}{8}$ "			160	
D	9"	9"	2 $\frac{3}{8}$ "			40	



COUNTRY 6X6 AND 6X9 AND COUNTRY 4 PC COMBO COLORS



Adobe Blend



Golden Brown Blend



Granite City Blend



Oyster Blend*

* Premium colors

OLDE TOWNE COMBO AND OLDE TOWNE 1/2 Multi-size Ashlar pattern with textured surface and antiqued edges. No spacer lugs needed.



OLDE TOWNE COMBO AND OLDE TOWNE 1/2 SPECIFICATIONS

	WIDTH	LENGTH	THICKNESS	PCS / SF	SF / PALLET	PCS / PALLET	LBS / PALLET
OLDE TOWNE 1/2							
A	4¾"	9½"	2¾"	3.2	111	360	3,313
OLDE TOWNE COMBO							
B	9½"	9½"	2¾"	1.6	111	72	3,542
C	9¼"	14⅜"	2¾"	1.1		72	



OLDE TOWNE COMBO AND OLDE TOWN 1/2 COLORS



Adobe Blend



Granite City Blend



Oyster Blend*

*Premium colors

Olde Towne Combo | Color: Oyster Blend

CIRCLES AND INLAYS



Country Circle | Color: Golden Brown Blend

C I R C L E S A N D I N L A Y S



Old Town Flagstone Circle | Color: Bluestone

With Nicolock it's easy to add an artistic focal point to accentuate a seating area or create a distinguishing pattern in your driveway. Express your style outdoors with these textures and colors to accent your project.

CIRCLES AND INLAYS

RIDGE CIRCLE | Graceful curves and a stone texture make this circle kit a favorite for patios and driveways. Large oversize pieces with 6 rings plus center stone; all with a ridge mountain surface texture.



Ridge Circle | Color: Golden Brown Blend

RIDGE CIRCLE SPECIFICATIONS

SIZE	SF / PALLET	PCS / PALLET	LBS / PALLET
11' Circle (7 rings)	95	pc 1 = 9 pc 2 = 9 pc 3 = 18 pc 4 = 135 pc 5 = 72	3,143



*Premium color
**Deluxe Color

RIDGE CIRCLE COLORS



Adobe Blend



Autumn Blend*



Cappuccino Blend*



Caramel Tan *



Chesapeake Blend*



Crab Orchard
Blend*



Desert Rose*




Golden Brown
Blend



Granite City Blend



Lilac Blend



Marble Blend*



Mocha Blend




Oceanic Blue*



Oyster Blend*



Pennsylvania Blue**



Raven*



South Bay Blend*



Travertina*



Westchester Blend

COUNTRY CIRCLE | A Toscana, antiqued textured surface makes this circle the perfect landscape accent. With this kit you can create up to a 10 1/4' circle using the 10 ring pattern or mix and match colors to enhance visual interest in your design.



COUNTRY CIRCLE COLORS



Adobe Blend



Bayberry Blend*



Charcoal



Crab Orchard Blend*



Fire Island Blend



Golden Brown Blend



Granite City Blend




Oyster Blend*

*Premium color

COUNTRY CIRCLE SPECIFICATIONS

SIZE	SF / PALLET	PCS / PALLET	LBS / PALLET
10 1/4' Circle 10 Rings	86.5	pc 0 = 10 pc 1 = 20 pc 2 = 20 pc 3 = 220 pc 4 = 320 pc 5 = 10	2,325



CIRCLES AND INLAYS


SANTE-EURO® CIRCLE | Circle designs with sweeping curves are all possible with the stunning Sante-Euro® Circle kit. A beautiful way to enhance your walkway, patio or driveway.



Sante-Euro® Circle | Color: Granite City Blend and Charcoal

SANTE-EURO® CIRCLE SPECIFICATIONS

SIZE	SF / BAND	SF / PALLET)	PCS / PALLET	LBS / PALLET
10' Circle	9 Layers	76	Pc 1 = 9 Pc 2 = 360 Pc 3 = 27 Pc 4 = 288	2,126



SANTE-EURO® CIRCLE COLORS



Brown



Chamois



Charcoal



Crab Orchard Blend*



Fire Island Blend



Golden Brown Blend



Granite City Blend



Oyster Blend*




Raven*



Westchester Blend

*Premium color

RUSTICO CIRCLE | You can mix in a Rustico Circle with other paver styles or use it with Rustico pavers to create incredible designs. This 10 ring with center circle kit makes a beautiful 10' 4" circle with a Rustico surface texture..



RUSTICO CIRCLE SPECIFICATIONS

SIZE	SF / BAND	SF / PALLET	PCS / PALLET	LBS / PALLET
10' 4" Circle	10 Layers	86.6	pc 0 = 10 pc 1 = 20 pc 2 = 20 pc 3 = 220 pc 4 = 320 pc 5 = 10	2,842



RUSTICO CIRCLE COLORS



Adobe Blend



Autumn Blend*



Bayberry Blend*




Charcoal



Crab Orchard Blend*




Fire Island Blend



Golden Brown Blend



Granite City Blend



Marble Blend*



Oyster Blend*



Raven*



Terra Cotta Blend



Westchester Blend

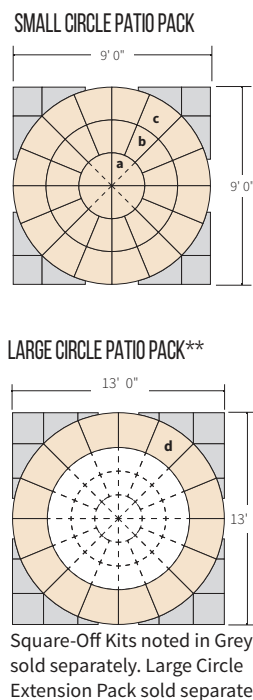
*Premium color

CIRCLES AND INLAYS

OLD TOWN FLAGSTONE CIRCLE | A complete circle pack on a pallet! Naturally aged and textured surface with an authentic character of reclaimed flagstone in a circular design with stone cut edges.






Old Town Flagstone Circle | Color: Bluestone




OLD TOWN FLAGSTONE SMALL CIRCLE PATIO PACK SPECIFICATIONS

	PIECES	THICKNESS	PCS / PALLET	LBS / PALLET
A	Center Pieces	1½"	4	1,100
B	2 nd Ring Pieces		16	
C	3 rd Ring Pieces		16	
	Total		36	



OLD TOWN FLAGSTONE SMALL CIRCLE EXTENSION PACK SPECIFICATIONS

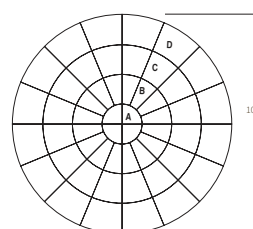
	THICKNESS	PCS / PALLET	LBS / PALLET
D	4 th ring = 13' diameter	1½"	4



WETHERDALE CIRCLE | Wetherdale circle creates a 10'-9" circle with a shallow riven surface and stone cut edges. Creating an intimate patio space has never been so easy.



Wetherdale 10'-9" Circle Patio Pack | Color: Gironde



WETHERDALE 10'-9" CIRCLE SPECIFICATIONS

	PIECES	THICKNESS	SF / PALLET	PCS / PALLET	LBS / PALLET
A	Center Pieces	1¾"	91	4	1,550
B	Second Ring Pieces			16	
C	Third Ring Pieces			16	
D	Fourth Ring Pieces			16	
	Total			52	



WETHERDALE 10'-9" CIRCLE AND OLD TOWN FLAGSTONE CIRCLE COLORS



Bluestone



Gironde*



Mocha



York Brown



OLD TOWN FLAGSTONE QUARTERED SQUARE PATIO PACK

This classic design features a series of rectangular bands of slabs running out from a single central unit and radial lines that provide the quartered effect. Although visually complex, it is easy to create a 9 foot square as the mitered corner is in fact a single unit. Authentic character of reclaimed flagstone in a circular design with stone cut edges.



OLD TOWN FLAGSTONE QUARTERED SQUARE PATIO PACK SPECIFICATIONS

	WIDTH	LENGTH	THICKNESS	SF / PALLET	PCS / PALLET	LBS / PALLET
A	12"	12"	1½"	1	1	1,424
B	18"	18"	1½"	32	16	
C	12"	24"	1½"	48	24	



OLD TOWN FLAGSTONE CIRCLE AND QUARTERED SQUARE COLORS:



Bluestone



Gironde*



Mocha



York Brown



CIRCLES AND INLAYS

OLD VIENNA WITH PAVER-SHIELD™ | Rustic antique clay brick surface. Borders come to life with this beautiful inlay.




Old Vienna with paver-shield™ | Color: Fire Island Blend



Old Vienna with paver-shield™ | Color: Raven

OLD VIENNA WITH PAVER-SHIELD™ COLORS




Autumn Blend*



Brown



Chamois



Fire Island Blend



Golden Brown Blend



Raven*



Umber

*Premium color

OLD VIENNA WITH PAVER-SHIELD™ SPECIFICATIONS

SIZE	SF/PALLET	PCS/PALLET	SF/BAND	LBS /PALLET
2⅜" x 7½" x 2⅜"	55	425	5 layers	1,554



BELGIUM COBBLE | Designed to bring a sense of old world Europe to your hardscape design.



BELGIUM COBBLE SPECIFICATIONS

	SIZE	PCS / SF	SF / PALLET	PCS / PALLET	SF / BAND	LBS / PALLET
A	5 $\frac{5}{8}$ " x 8 $\frac{1}{8}$ " x 2 $\frac{3}{8}$ "	3.1	33	48	15	850
B	5 $\frac{5}{8}$ " x 9 $\frac{7}{8}$ " x 2 $\frac{3}{8}$ "			50	18	

A



B



BELGIUM COBBLE COLORS



Bluestone



Brown

EDGESTONE | Decorative solution for use around walkways, patios and gardens.



EDGESTONE SPECIFICATIONS

SIZE	LF / PALLET	PCS / PALLET	LBS / PALLET
10" x 4" x 7 $\frac{1}{2}$ "	100 l.f.	120	3,000

EDGESTONE COLORS



Beige/Brown



Charcoal/Buff



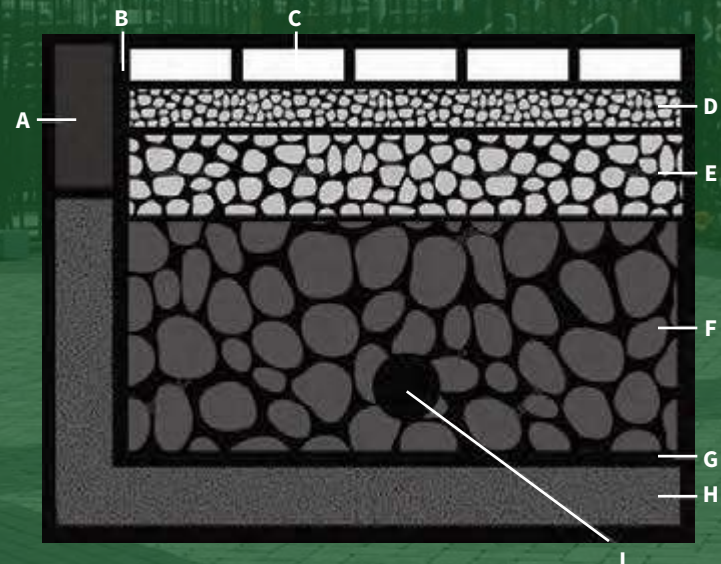
Charcoal/Gray

NICOLOCK ENVIRONMENTAL PAVERS



- Reduces Runoff / Prevents Flooding
- Reduces Costs By Providing A Durable Pavement Combined With Storm Water Management
- A Recognized Surface Infiltration BMP (Best Management Practice)
- Provides An Attractive Pavement For Vehicular & Pedestrian Traffic

- A. Curb
- B. Permeable No. 8 Joint Fill
- C. Nicolock Permeable Paver
- D. No. 8 Stone Bedding Layer
- E. No. 57 Stone Open-Graded Sub-base
- F. No. 2 Stone Open Graded Sub-base
- G. Geo-textile Fabric (Design Option)
- H. Uncompacted Subgrade
- I. Underdrain Design Option



Eco-Ridge | Color: Granite City Blend

E N V I R O N M E N T A L P A V E R S



Nicolock manufactures several variations of eco-friendly paving stones. These products allow storm water to percolate back into the soil rather than run-off into sewers and waterways. In addition to being environmentally friendly, these pavers may help you to maximize the property by creating a more permeable surface area to meet government requirements.

ENVIRONMENTAL PAVERS

ECO-RIDGE 80MM |

An oversized brick shape with a slightly textured riven surface. Slightly chamfered edges with a 3% open surface area. Joint opening which is compliant with the Americans with Disabilities Act. (ADA)



Eco-Ridge 80MM | Color: Granite City Blend

ECO-RIDGE 80MM SPECIFICATIONS

WIDTH	LENGTH	THICKNESS	SF / PALLET	PCS / PALLET	LBS / PALLET
4¾"	9½"	3⅛"	100	320	3,389



ECO-RIDGE 80MM COLORS



Granite City Blend



Oyster Blend*


*Premium color

ECO-TRE | Textured, chamfered edges give these pavers an authentic stone feel yet provide a 10% open surface area. Joint opening that is compliant with the Americans with Disabilities Act. (ADA)



ECO-TRE SPECIFICATIONS

	WIDTH	LENGTH	THICKNESS	SF / PALLET	PCS / PALLET	PCS / PALLET
A	8½"	5½"	3⅛"	96	160	3,284
B	8½"	8½"	3⅛"			
C	8½"	14¼"	3⅛"			



ECO-TRE COLORS



Adobe Blend



Granite City Blend



Oyster Blend*



Westchester Blend

SF-RIMA® | Square shape and flat surface give these pavers a contemporary look. Chamfered edges give it a real stone feel. 10% open surface area and joint opening make these stones compliant with the Americans with Disabilities Act. (ADA)



SF-RIMA® SPECIFICATIONS

WIDTH	LENGTH	THICKNESS	SF / PALLET	PCS / PALLET	LBS / PALLET
8"	8"	3⅛"	91	192	3,218



SF-RIMA® COLORS



Golden Brown Blend



Granite City Blend



ENVIRONMENTAL PAVERS


CHECKER BLOCK® |

Gives you the strength of concrete with steel reinforcement in areas where you wish to maintain a grassy look including overflow parking, service roads, tree pits and fire lanes. It is also ideal for stabilizing embankments along streams, rivers and lakes. 75% surface open area for excellent drainage.



Checker Block® | Color: Natural

WIDTH	LENGTH	THICKNESS	SF / PALLET	PCS / PALLET	LBS / PALLET
24"	24"	4"	80	20	2,000



CHECKER BLOCK® COLOR



Natural



Checker Block® | Color: Natural

TURFSTONE |

Lattice concrete grid in rectangular pieces to allow rainwater to gradually filter back into the soil. 40% flat, open surface area.



Turfstone | Color: Natural

TURFSTONE SPECIFICATIONS

WIDTH	LENGTH	THICKNESS	SF / PALLET	PCS / PALLET	LBS / PALLET
16"	24"	3 1/8"	93	35	2,100



TURFSTONE COLOR



Natural



Turfstone | Color: Natural

N I C O S T O N E P A V E R S



Nicostone by Nicolock is a durable paving stone that looks and feels like natural stone. Nicostone products fuse elegance and modern technology with the advantage our Cool Touch Technology™. Pavers with Cool Touch reflect solar heat, making it more comfortable to walk on with bare feet.



NICOSTONE PAVERS

GRAND FLAGSTONE | Beautiful natural stone texture and 15 unique shapes that replicate large, irregular flagstone. Fast installation with easy-to-install pattern. Uniform thickness (1 3/4") with a comfortable end result. Multiple natural color blends are available.



Grand Flagstone | Color: York Brown

GRAND FLAGSTONE SPECIFICATIONS

WIDTH*	LENGTH*	THICKNESS	SF / PALLET	SF / LAYER	LBS / PALLET
38"	42"	1 3/4"	90	11 1/4	2,000

*Each layer creates a 38" x 42" area



GRAND FLAGSTONE COLORS



Bluestone




Mocha




York Brown


VERSAILLES TRAVERTINE | Beautiful multi-size rectangular shapes with a flat surface and natural Travertine markings. Not recommended for vehicular applications..



	WIDTH	LENGTH	THICKNESS	SF / PALLET	PCS / PALLET	LBS / PALLET
A	8"	8"	1½"	64	16	1,051
B	8"	16"	1½"		18	
C	16"	16"	1½"		8	
D	16"	24"	1½"		8	
Coping						
E	12"	24"	1½"	na	15	493
Outside Corner						
F	12"	12"	1½"	na		12
Inside Corner (6" notch)						
G	18"	18"	1½"	na		18



VERSAILLES TRAVERTINE COLORS



*Premium color

Gironde* Marble Blend*


NICOSTONE PAVERS

OLD TOWN FLAGSTONE PATIO PACK | A complete patio on a pallet! Naturally aged and textured surface with stone cut edges.



OLD TOWN FLAGSTONE PATIO PACK SPECIFICATIONS

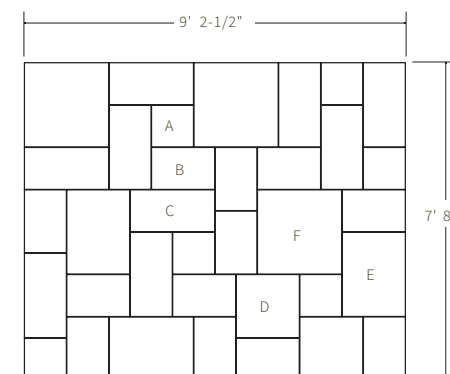
	WIDTH	LENGTH	THICKNESS	SF / PALLET	PCS / PER PALLET	LBS / PER PALLET
A	12"	12"	1½"	6	6	1,200
B	12"	18"	1½"	18	12	
C	12"	24"	1½"	18	9	
D	18"	18"	1½"	4.5	2	
E	18"	24"	1½"	9	3	
F	24"	24"	1½"	12	3	
TOTAL				68	35	



OLD TOWN FLAGSTONE PATIO PACK COLORS



*Premium Colors




Old Town Flagstone Patio Pack | Color: York Brown

THERMAL FINISH FLAGSTONE | Natural stone appearance with a thermal finish smooth and consistent texture. Sold as patio pack or as individual sizes.



**THERMAL FINISH FLAGSTONE OR NATURAL CLEFT FLAGSTONE
PATIO PACK SPECIFICATIONS**

	WIDTH	LENGTH	THICKNESS	SF / PALLET	PCS / PALLET	LBS / PALLET
A	12"	12"	1½"	6	6	1,175
B	12"	18"	1½"	18	12	
C	12"	24"	1½"	18	9	
D	18"	18"	1½"	4.5	2	
E	18"	24"	1½"	9	3	
F	24"	24"	1½"	12	3	
TOTAL				68	35	




NATURAL CLEFT FLAGSTONE | A uniquely attractive natural cleft texture with an Old World charm. Sold as patio pack or as individual sizes.



THERMAL FINISH FLAGSTONE OR NATURAL CLEFT FLAGSTONE SPECIFICATIONS

	WIDTH	LENGTH	THICKNESS	SF / PALLET	PCS / PALLET	LBS / PALLET
A	12"	12"	1½"	40	40	700
B	12"	18"	1½"	60	40	1,100
C	12"	24"	1½"	80	40	1,400
D	18"	18"	1½"	45	20	800
E	18"	24"	1½"	60	20	1,000
F	24"	24"	1½"	80	20	1,400

FULL PALLET OF INDIVIDUAL SIZES



THERMAL FINISH AND NATURAL CLEFT FLAGSTONE COLORS




*Premium color

WETHERDALE PATIO PACK | A complete patio on a pallet featuring a Patio Pack and Large Circle Pack. Riven surface texture and stone cut edges.

WETHERDALE PATIO PACK SPECIFICATIONS

	WIDTH	LENGTH	THICKNESS	SF / PALLET	PCS / PALLET	LBS / PALLET
A	12"	12"	1 $\frac{3}{8}$ "	6	6	1,175
B	12"	18"	1 $\frac{3}{8}$ "	18	12	
C	12"	24"	1 $\frac{3}{8}$ "	18	9	
D	18"	18"	1 $\frac{3}{8}$ "	4.5	2	
E	18"	24"	1 $\frac{3}{8}$ "	9	3	
F	24"	24"	1 $\frac{3}{8}$ "	12	3	
TOTAL				68	35	



WETHERDALE PATIO PACK COLORS




Bluestone

Gironde*

Mocha

York Brown

* Premium Colors




Wetherdale Patio Pack | Color: York Brown

NATURES CREATIONS | Naturally aged and textured surface delivers a bold statement. Derived from natural stone with machine cut edges. A riven surface texture and veining with a calibrated thickness that will give your space a beautiful feel.




NATURES CREATIONS SPECIFICATIONS

	WIDTH	LENGTH	THICKNESS	PCS / PALLET	SF / PALLET	WEIGHT
A	24"	36"	.85"	13	165	1,763
B	24"	24"	.85"	13		
C	12"	24"	.85"	13		
D	12"	12"	.85"	13		



NATURES CREATIONS COLORS





Walls are no longer just used for functionality; today, they are becoming increasingly more diverse and expressive. When it comes to choosing the perfect wall to suit any style, look no further than The Nicolock Wall Collection. We make it easy to choose the perfect wall for any residential or commercial installation. The chart on the following page will help you determine structural needs. Once you decide, you'll find numerous style options and an exceptional pallet of colors to choose from.

Look for Nicolock, where beauty, durability and functionality meet.

Outcropping | Color: York Brown

Nicolock Walls are available in a variety of styles and include features designed for multiple applications. To help you select the best wall for your installation, please review the chart below. Additional information is included on each product page.


WALL STYLE	SYSTEM	 Engineered Retaining Wall System	CORNERS	WALL HEIGHTS*		ALIGNMENT	SETBACK	CORE	FEATURES	OUTDOOR LIVING KITS
				GRAVITY [+/-]	REINFORCED [+/-]					
LANDSCAPE WALLS – Ideal for retaining, free-standing seat walls and many other outdoor living features										
Mini Colonial	4-Piece	N/A	Yes/Split	1.5'	N/A	Concrete Adhesive	Vertical	Solid	Double Sided	N/A
5" Colonial	4-Piece	Yes	Yes/Split	2.5'	6'	Tongue & Groove	Vertical or 1.5"	Solid	Double Sided	N/A
6" Colonial	4-Piece	N/A	Yes/Split	1.5'	N/A	Concrete Adhesive	Vertical	Solid	Double Sided	N/A
Verona	1-Piece	N/A	Yes	1.5'	N/A	Concrete Adhesive	Vertical	Solid	Double Sided	Yes
Stonegate®	3-Piece	Yes	Yes	2.5'	6'	Pin	Vertical or 1"	Solid	Double Sided	Yes
Claremont	2-Piece	N/A	Yes	1.5'	N/A	Concrete Adhesive	Vertical	Solid	Double Sided	N/A
Belvedere	6-Piece	Yes	Yes	2.0'	6'	Concrete Adhesive	1/2"	Solid	Double Sided	Yes
Kodah	4-Piece	Yes	Yes	2.5'	6'	Concrete Adhesive	3/4"	Solid	Double Sided	Yes
RETAINING WALLS – Walls built for earth retention suitable for residential or commercial installations										
Firma®	1-Piece	Yes	Yes	3.0'	12'	Tongue & Groove	3/4"	Solid	Single Sided	N/A
Everloc™	1-Piece	Yes	Yes	3.0'	15'	Tongue & Groove	1"	Hollow	Single Sided	N/A
Alta	1-Piece	Yes	Yes	3.0'	12'	Rear Lip	1"	Hollow	Single Sided	N/A
Alta Pro	1-Piece	Yes	Yes	3.0'	40'	Rear Lip	1"	Hollow	Single Sided	N/A
Trinity®	1-Piece	Yes	Yes	3.0'	40'	Lug/Built In	1"	Hollow	Single Sided	N/A
Compac III	1-Piece	Yes	Yes	3.0'	40'	Pin	Near Vertical or 1"	Hollow	Single Sided	N/A
Outcropping	12-Piece	Yes	Yes	6'	15'	Shear Heel Lugs	14 Degrees	Solid	Single Sided	N/A
GARDEN WALLS – Perfect for tree rings, edgings, garden borders and low retaining wall installations										
Sierra	1-Piece	N/A	N/A	1.5'	N/A	Rear Lip	1"	Solid	Single Sided	N/A
Serafina	1-Piece	N/A	N/A	1.5'	N/A	Concrete Adhesive	Vertical	Solid	Double Sided	Yes
Mountain Block	2-Piece	N/A	N/A	1.5'	N/A	Concrete Adhesive	Vertical or 1"	Solid	Single Sided	Yes

*Wall heights shown are intended as a guide and not for construction purposes. Consult a qualified engineer for design assistance. **Note:** Gravity walls rely on unit weight and unit set-back to retain soils. Reinforced walls rely on unit weight, unit set-back and geogrid to retain and stabilize soils.



The symbol signifies that this product is suitable for building elevated wall heights using geogrid reinforcement or other design methods. Consult a licensed engineer for design assistance.

LANDSCAPE WALLS



Belvedere Wall | Color: York Brown

L A N D S C A P E W A L L S



NEW! Stonegate® Contemporary Wall | Color: Granite City Blend and Charcoal

Outdoor areas of any size or shape will be transformed with Nicolock's Landscape Wall Collection. Nicolock has the perfect selection of walls that will not only bring definition to your outdoor space but also work in harmony with the colors of our pavers. Strength, beauty and functionality are the hallmarks of Nicolock's wall stones, so you can build with confidence.

LANDSCAPE WALLS

COLONIAL WALL SYSTEMS | The charming Colonial Wall System features a distinctive double-sided face, offered in hard-split rock face finish. It is available in three face lengths and includes corner units (packaged on a combined pallet). You can build the 3" or 6" wall individually or combine them for added dimension. There are also a prepackaged Colonial Pier kits to complement your wall.



Mini Colonial Wall | Color: Oyster Blend



6" Colonial Wall | Color: Travertina

MINI COLONIAL WALL SPECIFICATIONS


PRODUCT	SIZE	SF / PALLET	PCS / PALLET	LBS / PALLET
Large	3" x 16" x 9"	35	30	3,921
Medium	3" x 12" x 9"		50	
Small	3" x 9" x 9"		50	
Corner Unit	3" x 16" x 9"		20	



3" x 16" x 9"



3" x 12" x 9"



3" x 9" x 9"



Corner: 3" x 16" x 9"

6" COLONIAL WALL SPECIFICATIONS

PRODUCT	SIZE	SF / PALLET	PCS / PALLET	LBS / PALLET
Large	6" x 16" x 9"	35	15	4,068
Medium	6" x 12" x 9"		25	
Small	6" x 9" x 9"		25	
Corner Unit	6" x 16" x 9"		10	



6" x 16" x 9"



6" x 12" x 9"



6" x 9" x 9"



Corner: 6" x 16" x 9"

MINI AND 6" COLONIAL WALL COLORS



Adobe Blend



Bluestone*



Cappuccino Blend*



Chesapeake Blend*



Crab Orchard Blend*



Fire Island Blend



Golden Brown Blend



Granite City Blend



Lilac Blend



Mocha Blend



Oyster Blend*



South Bay Blend*



Travertina*



Westchester Blend

5" COLONIAL WALL |

The 5" Colonial Wall is offered in hard-split rock face finish. It features a double-sided face, available in three face lengths and includes corner units (packaged on a combined pallet). The tongue and groove locking mechanism will ensure a solid connection and helps facilitate rapid installation. It is perfect for a wide range of applications from garden and free-standing walls to fire pits. There is also a prepackaged Colonial Pier to add the finishing touch to your wall.



5" Colonial Wall | Color: Oyster Blend



5" Colonial Wall | Color: Granite City Blend

5" COLONIAL WALL COLORS



Adobe Blend



Bluestone*



Chesapeake Blend*



Crab Orchard Blend*



Fire Island Blend



Golden Brown Blend



Oyster Blend*



Granite City Blend



Travertina*



Westchester Blend

5" COLONIAL WALL SPECIFICATIONS

PRODUCT	SIZE	SF / PALLET	PCS / PALLET	LBS / PALLET
Large	5" x 16" x 9"	35	18	3,548
Medium	5" x 12" x 9"		30	
Small	5" x 9" x 9"		30	
Corner Unit	5" x 16" x 9"		12	



5" x 16" x 9"



5" x 12" x 9"



5" x 9" x 9"



Corner: 5" x 16" x 9"



LANDSCAPE WALLS

VERONA WALL | The Verona Wall's antiqued double-sided finish mirrors the look of natural stone. It's a versatile wall to construct almost any outdoor feature including free-standing walls, steps, outdoor kitchens and fireplaces. You can also build Verona Piers to complement your wall.



Adobe Blend



Bluestone*



Charcoal



Chesapeake Blend*



Crab Orchard Blend*



Golden Brown Blend



Granite City Blend



Oceanic Blue*



Oyster Blend*



South Bay Blend*



Travertina*



Westchester Blend



*Premium Colors



4" x 12" x 8"

VERONA WALL SPECIFICATIONS

SIZE	PCS / SF	SF / PALLET	PCS / PALLET	LBS / PALLET
4" x 12" x 8"	3	32	96	2,739

Verona Wall Contemporary is also available (smooth edge)

**NEW FROM
NICOLOCK!**

STONEGATE® CONTEMPORARY |

The 3-piece Stonegate® Contemporary Wall System features a unique, modern contemporary finish on three sides. It's offered in three face lengths (packaged on the same pallet) and available in a cap.



NEW! Stonegate® Contemporary Wall | Color: Granite City Blend and Charcoal

- Versatile wall system. One pallet does it all, retaining, free-standing, seating walls and columns
- Specialized pin system allows vertical to 1" setback build
- Excellent for straight, curved and terraced wall designs

Made in New York, additional freight rates may apply.



STONEGATE® CONTEMPORARY SPECIFICATIONS

PRODUCT	SIZE	SF / PALLET	PCS / PALLET	LBS / PALLET
LARGE	6" x 16"/14" x 10"	30	60	2,532
MEDIUM	6" x 12"/10" x 10"			
SMALL	6" x 6"/4" x 10"			
CAP	3" x 12"/10" x 11"	66 l.f.	72	2,150



6" x 16"/14" x 10"



6" x 12"/10" x 10"



6" x 6"/4" x 10"



Cap: 3" x 12"/10" x 11"
SOLD SEPARATELY



Adobe Blend



Bluestone*



Charcoal



Chesapeake Blend*



Crab Orchard Blend*



Golden Brown Blend



Granite City Blend



Oceanic Blue*



Oyster Blend*



South Bay Blend*



Travertina*



Westchester Blend

*Premium Colors



1/2" x 43/4" Shoulder Pins
SOLD SEPARATELY

LANDSCAPE WALLS

CLAREMONT WALL | Linear, horizontal proportions evoke a contemporary yet classic stone appearance. Each unit is finished on both the front and back surfaces, allowing for both freestanding and retaining walls. Crisp, chiseled stone texture is indistinguishable from natural shaped, limestone drywall.



Claremont Wall | Color: York Brown

CLAREMONT WALL SPECIFICATIONS

	PRODUCT	SIZE	SF / PALLET	PCS / PALLET	LBS / PALLET
A	Large	4" x 24" x 8"	29	25	2,800
B	Medium	4" x 18" x 8"		25	
C	Corner Unit	4" x 22" x 8"	33.3	40	2,200



4" x 24" x 8"




4" x 18" x 8"



Corner Unit 4" x 22" x 8"

CLAREMONT WALL COLORS



Bluestone



Mocha



York Brown


ROSETTA
By Nicolock

BELVEDERE WALL | A Belvedere Wall provides the rich texture of quarried stone for an organic finish without the expense. Create warm, rustic silhouettes with Belvedere.



Belvedere Wall | Color: Mocha

BELVEDERE WALL SPECIFICATIONS



	SIZE	SF / PALLET	PCS / PALLET	LBS / PALLET
A	3" x 18" x 9"	27	12	2,475
B	6" x 18" x 9"		12	
C	3" x 12" x 9"		12	
D	6" x 12" x 9"		12	
E	3" x 6" x 9"		12	
F	6" x 6" x 9"		12	

See page 102 for information on Belvedere Corners

BELVEDERE WALL COLORS



Bluestone



Mocha



York Brown

ROSETTA
By Nicolock



LANDSCAPE WALLS

KODAH WALL | Kodah Wall is a one-of-a kind large scale retaining wall system. Its modern, linear proportions combined with its rough, quarried stone texture make it perfect for a variety of applications. The Kodah Wall also makes it easier than ever to provide you with the big block look without the over the top installation costs.



Kodah Wall | Color: Bluestone

KODAH WALL COLORS



Bluestone



Mocha




York Brown



ROSETTA
By Nicolock

KODAH WALL SPECIFICATIONS

PRODUCT	SIZE	SF / PALLET	PCS / PALLET	LBS / PALLET
A	6" x 42" x 10½"	21	6	2,400
B	6" x 30" x 10½"		3	
C	6" x 21" x 10½"		6	
D	6" x 12" x 10½"		3	
E Corner Unit	6" x 21" x 10½"	31½	24	



R E T A I N I N G W A L L S



Outcropping | Color: York Brown

Nicolock's retaining walls are available in a wide variety of styles and colors, offering numerous design possibilities. Our retaining walls can be used to create a barrier to prevent erosion or capture additional outdoor space by leveling the grade that might otherwise be uneven or sloped. Typically, a retaining wall may be part of a system that includes geogrid and may require engineering. You can count on Nicolock's residential and commercial retaining walls to add natural beauty to any outdoor space.

RETAINING WALLS

FIRMA WALL® | The Firma® Wall is a segmental retaining wall with a natural split-face texture. Its classic line complements any natural or architectural landscape. A solid block with tapered sides, this wall system combines rich color, form and function into your project.



Firma® Wall | Color: Adobe Blend

FIRMA® WALL COLORS



Adobe Blend



Crab Orchard Blend*



Golden Brown Blend



Granite City Blend



Mojave



Oyster Blend*

*Premium Colors

6" x 16" x 12"



FIRMA® WALL SPECIFICATIONS

SIZE	PCS / SF	SF / PALLET	PCS / PALLET	LBS / PALLET
6" x 16" x 12"	1.5	26.6	40	3,187

EVERLOC™ 810 EXPRESS WALL | Everloc™ is a lightweight, one-square foot retaining wall system. Dress joints and radius edges create a three-piece, random appearance from one basic shape. System consists of a wall unit, corner, utility (to maintain bond at ninety degree outside corners) and a cap. Hollow core design and unique locking mechanism allows for quick and easy installation. Everloc™ is a user friendly system with little to no saw cutting due to its cutting edge corner and utility combo design.



Everloc™ 810 Express Wall | Color: Beige / Brown

EVERLOC™ 810 EXPRESS WALL COLORS



Beige / Brown



Charcoal / Buff

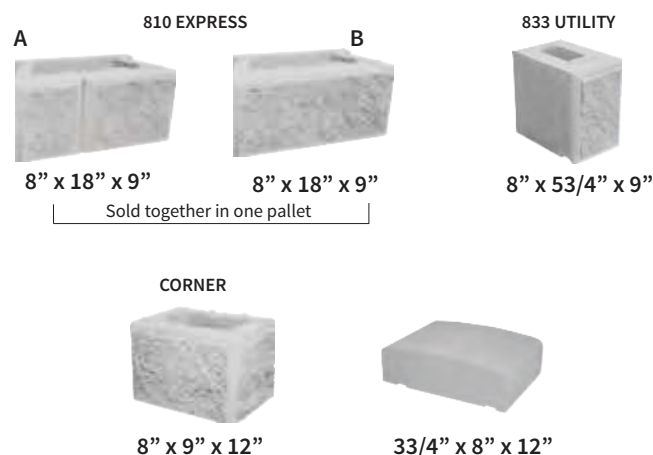


Charcoal / Grey

EVERLOC™ 810 EXPRESS WALL SPECIFICATIONS

PRODUCT	SIZE	SF / PALLET	PCS / PALLET	LBS / PALLET
810 EXPRESS A	8" x 18" x 9"	32	32	1,793
810 EXPRESS B	8" x 18" x 9"			
833 UTILITY	8" x 5 3/4" x 9"	31	96	1,227
CORNER UNIT	8" x 9" x 12"	37.33	64	1,495
WEATHER DOME CAP	3 3/4" x 8" x 12"	64 l.f.	96	1,566

- Lighter weight = faster installation, less freight
- Multi-piece look in a single piece system
- Bidirectional locking mechanism assists in installation speed



RETAINING WALLS

ALTA WALL | Alta Wall is a versatile wall for everyday landscape applications. It's tapered design simplifies installation of inside and outside curves so you can design with freedom. The hollow core design and rear lip connection make this wall system a go to system for professionals.

ALTA WALL COLORS



Beige / Brown



Charcoal / Buff



Charcoal / Grey



Charcoal / Red



Alta Wall | Color: Charcoal / Buff

6" x 16" x 12"



6" x 8" x 12"
6" corner unit
SOLD SEPARATELY



ALTA WALL SPECIFICATIONS

SIZE	PCS / SF	SF / PALLET	PCS / PALLET	LBS / PALLET
6" x 16" x 12"	1.5	26.6	40	1,962
Corner: 6" x 8" x 12"	2	24	48	2,088



ALTA PRO WALL | A taller version of our beautiful Alta Wall, this system helps landscape and hardscape professionals create stunning outdoor living spaces with structural integrity.



Alta Pro Wall | Color: Charcoal /Grey

ALTA PRO WALL COLORS



Beige / Brown



Charcoal / Buff



Charcoal / Grey



Charcoal / Red

ALTA PRO WALL SPECIFICATIONS

SIZE	PCS / SF	SF / PALLET	PCS / PALLET	LBS / PALLET
8" x 18" x 12"	1	32	32	2,404
Corner: 8" x 18" x 9"	1	32	32	2,800



8" x 18" x 12"



Corner 8" x 18" x 9"
SOLD SEPARATELY



RETAINING WALLS

TRINITY® WALL | Trinity® Wall is a pinless, square foot block designed for small and large engineered applications. Trinity's vertically aligned core allows for efficient and complete stone fill. It's single sided face in is available in three color mixes to enhance any environment with functional design and beauty. Special order.

TRINITY® WALL COLORS



Beige / Brown



Charcoal / Buff



Charcoal / Grey



Trinity® Wall | Color: Charcoal / Buff



8" x 18" x 12"

TRINITY® WALL SPECIFICATIONS

SIZE	PCS / SF	SF / PALLET	PCS / PALLET	LBS / PALLET
8" x 18" x 12"	1	32	32	2,676



KEYSTONE® COMPAC III
STRAIGHT SPLIT

The Compac III's shape allows for tight radius curves and vertical core alignments. This wall can do it all with vertical or battered setback construction options. With triangular shaped receiving holes, construction adjustments are simplified. Natural stone appearance and rich colors complement any setting.

KEYSTONE® COMPAC III
STRAIGHT SPLIT COLORS



Beige / Brown



Charcoal / Buff



Charcoal / Grey



Charcoal / Red



NEW! Keystone® Compac III Straight Split | Color: Charcoal / Grey

- Maximum versatility and performance
- Ease of installation
- Natural stone texture appearance



8" x 18" x 12"

KEYSTONE® COMPAC III STRAIGHT SPLIT SPECIFICATIONS

SIZE	PCS / SF	SF / PALLET	PCS / PALLET	LBS / PALLET
8" x 18" x 12"	1	32	32	2,417

1/2" x 5 1/4"
Fiberglass
Alignment Pins



SOLD SEPARATELY

Made in New York, additional freight rates may apply.



RETAINING WALLS

OUTCROPPING | With this large rock landscaping look, your new retaining wall, stairs or poolscape will stand out among your neighbors. Get the look you want without sacrificing the structurally sound solution you need.

OUTCROPPING PALLET A SPECIFICATIONS

	SIZE	SF / PALLET	PCS / PALLET	LBS / PALLET
A	12" x 42" x 24"/20"	18	4	4,000
B	12" x 48" x 24"/20"			
C	12" x 60" x 24"/20"			
D	12" x 66" x 24"/20"			



12" x 42" x 24"/20"



12" x 48" x 24"/20"



12" x 60" x 24"/20"



12" x 66" x 24"/20"

OUTCROPPING PALLET B SPECIFICATIONS

	SIZE	SF / PALLET	PCS / PALLET	LBS / PALLET
A	6" x 24" x 24"/20"	18	6	4,000
B	6" x 36" x 24"/20"			
C	6" x 48" x 24"/20"			
D	12" x 36" x 24"/20"			
E	12" x 54" x 24"/20"			
F	12" x 72" x 24"/20"			



6" x 24" x 24"/20"



6" x 36" x 24"/20"



6" x 48" x 24"/20"



12" x 36" x 24"/20"



12" x 54" x 24"/20"



12" x 72" x 24"/20"

OUTCROPPING PALLET C SPECIFICATIONS

	SIZE	SF / PALLET	PCS / PALLET	LBS / PALLET
A	6" x 24" x 24"/20"	18	4	4,000
B	6" x 36" x 24"/20"			
C	18" x 60" x 24"/20"			
D	24" x 48" x 24"/20"			



6" x 24" x 24"/20"



6" x 36" x 24"/20"



18" x 60" x 24"/20"



24" x 48" x 24"/20"



Outcropping | Color: York Brown



Outcropping | Color: Mocha

CORNERS	SIZE	PCS / PALLET	WEIGHT
6" CORNER	6" x 39" x 27"	8	1,920
12" CORNER	12" x 48" x 30"	4	4,680



6" x 39" x 27"



12" x 48" x 30"

OUTCROPPING COLORS



Bluestone



Mocha



York Brown

ROSETTA
By Nicolock



G A R D E N W A L L S



Mountain Block | Color: Mocha

Whatever Nicolock garden wall style you select, you will have a variety of sizes and colors to choose from. The addition of a garden wall can help provide visual interest, acting as a border between an installed feature and the rest of the landscape. Garden walls are low walls and not meant to withstand the weight or pressure of soil. They are best suited for tree rings, edgings and garden borders.

GARDEN WALLS

SIERRA WALL | A beautiful 4" x 12" wall that has a soft-split face texture and a rear lip connection. This single-sided wall system has tapered sides and a 1" setback per course.

SIERRA WALL COLORS



Adobe Blend



Charcoal



Crab Orchard Blend*



Fire Island Blend



Granite City Blend



Mojave

*Premium Color



Sierra Wall | Color: Adobe Blend



4" x 12" x 8"

SIERRA WALL SPECIFICATIONS

SIZE	PCS / SF	SF / PALLET	PCS / PALLET	LBS / PALLET
4" x 12" x 8"	3	32	96	2,319

SERAFINA WALL | Serafina Wall's trapezoid shape and split face on two sides makes it a multifaceted solution for many hardscape applications. From straight and curved walls, single or two-sided borders for your garden, Serafina is a great option where walls less than three feet high are required. Available in colors for every home.



Serafina Wall | Color: Adobe Blend & Granite City Blend



SERAFINA WALL SPECIFICATIONS

SIZE	PCS / SF	SF / PALLET	PCS / PALLET	LBS / PALLET
4" x 10" x 9"	3.5	17	60	1,519

SERAFINA WALL COLORS



Adobe Blend



Bluestone*



Crab Orchard Blend*



Fire Island Blend



Golden Brown Blend



Granite City Blend



Oyster Blend*



Travertine*



Westchester Blend

*Premium Color

GARDEN WALLS

MOUNTAIN BLOCK | Mountain Block's single sided face provides a unique stone texture with its 4" x 12" wall face. Solid block makes this system structurally sound for walls with a maximum height of 36". Its organic design stylishly connects your home to its natural surroundings. Nicolock's Rockface Multi-Cap can be used to add the finishing touch to a great outdoor setting.



Mountain Block | Color: York Brown



MOUNTAIN BLOCK WALL SPECIFICATIONS

SIZE	SF / PALLET	PCS / PALLET	LBS / PC	LBS / PALLET
4" x 12" x 8"	16	48	28	1,360
Corner: 4" x 12" x 8"	16	24	32	775

MOUNTAIN BLOCK WALL COLORS



Bluestone



Mocha



York Brown

P I E R S • C O P I N G • C A P S • S T E P S



Verona Pier | Color: Granite City Blend

With Nicolock's selection of Piers, Coping, Caps and Steps you are certain to find the perfect style and color to suit your design. Our piers and caps bring a stylish appearance while providing a setting for additional lighting. Nicolock's wall caps and coping provides just the right finish to your installation. They are available in a variety of styles, sizes and colors to perfectly complement any of Nicolock's wall styles.

PIERS & CAPS | Nicolock's Piers and Caps provide a beautiful finishing touch to any wall system. Choose from a variety of styles and vivid colors to complement your outdoor project.



Mini Colonial Pier | Color: Oyster Blend

MINI COLONIAL PIER KIT | Offered in a hard-split rock face finish. Cap not included.

Builds Per Pallet:

One: 24" x 24" x 60" high pier – or – Two: 24" x 24" x 30" high piers

MINI COLONIAL PIER SPECIFICATIONS

SIZE	SF / PALLET	PCS / PALLET	LBS / PALLET
3" x 14¾" x 9"	40	80	2,620



5" Colonial Pier | Color: Granite City Blend

5" COLONIAL PIER KIT | Offered in a hard-split rock face finish. Cap not included.

Builds Per Pallet:

One: 24" x 24" x 70" high pier – or – Two: 24" x 24" x 35" high piers

5" COLONIAL PIER SPECIFICATIONS

SIZE	SF / PALLET	PCS / PALLET	LBS / PALLET
5" x 14¾" x 9"	46.6	56	2,849



Verona Pier | Color: Granite City Blend

VERONA PIER KIT | Offered in an antiqued finish that mirrors the look of natural stone and a smooth contemporary finish. Cap not included.


Builds Per Pallet:

Two: 20" x 20" x 48" high piers

VERONA PIER SPECIFICATIONS

SIZE	SF / PALLET	PCS / PALLET	LBS / PALLET
4" x 12" x 8"	32	96	2,739


MINI COLONIAL PIER COLORS



MINI COLONIAL AND 5" COLONIAL PIER COLORS



VERONA PIER COLORS



*Premium Colors


STONEGATE® CONTEMPORARY PIER | New From Nicolock! With a pallet you can make: One – 20" x 20" x 60" or Two – 20" x 20" x 30" or One – 30" x 30" x 30" pier

STONEGATE® CONTEMPORARY PIER SPECIFICATIONS

PRODUCT	SIZE	SF / PALLET	PCS / PALLET	LBS / PALLET
Large	6" x 16"/14" x 10"	30	60	2,800
Medium	6" x 12"/10" x 10"			
Small	6" x 6"/4" x 10"			
Cap	3" x 12"/10" x 11"	66 l.f.	72	2,150



6" x 16"/14" x 10" | 6" x 12"/10" x 10" | 6" x 6"/4" x 10"



Cap: 3" x 12"/10" x 11"
SOLD SEPARATELY



1/2" x 43/4" Shoulder Pins
SOLD SEPARATELY

Made in New York, additional freight charges may apply.



NEW! Stonegate® Contemporary Pier | Color: Charcoal



STONEGATE® CONTEMPORARY PIER COLORS



Adobe Blend



Bluestone*



Charcoal



Chesapeake Blend*



Crab Orchard Blend*



Golden Brown Blend



Granite City Blend



Oceanic Blue*



Oyster Blend*



South Bay Blend*



Travertina*



Westchester Blend

CLIFROCK PRE-BUILT PIER KIT | Easy to install, makes one pier. Pier Cap sold separately.

CLIFROCK PRE-BUILT PIER SPECIFICATIONS

24" x 24" x 36"	1 pier	250 lbs
30" x 30" x 36"	1 pier	350 lbs

CLIFROCK PRE-BUILT PIER COLORS



Biscotti Tan



NY Bluestone

CLIFROCK PRE-BUILT PIER TEXTURE



Ledge Stone

CORNERS | Nicolock offers other Pier styles using the following wall products:

6" CORNER

Offered in a hard-split rock face texture

Builds Per Pallet

One: 20" x 20" x 72" H or Two: 20" x 20" x 36" H Piers



6" x 8" x 12"

8" CORNER

Offered in a hard-split rock face texture

Builds Per Pallet

One: 27" x 27" x 64" H Pier or Two: 27" x 27" x 32" H Piers



8" x 18" x 9"

8" EVERLOC™ CORNER

Features a clean classic face appearance.

Builds Per Pallet


One: 21" x 21" x 128" H Pier or Two: 21" x 21" x 64" H Piers



8" x 9" x 12"



ClifRock Pre-Built Pier | Color: NY Bluestone



Belvedere Pier | Color: York Brown

BELVEDERE PIER AND CAP

Corner blocks are used to build the pier, multiple textures provide a random look for your finished project. Cap provides the finishing touch as well as additional landscape lighting possibilities.

Builds Per Pallet (corner units): One: 24" x 24" x 36" high pier

BELVEDERE PIER/CAP SPECIFICATIONS

SIZE	SF / PALLET	PCS / PALLET	LBS / PALLET
3" x 15" x 9"	24	16	1,520
6" x 15" x 9"		16	



Cap: 27" x 27" x 2 1/2"



Claremont Pier | Color: Mocha

CLAREMONT PIER AND CAP

Chiseled finished, corner blocks are used to build the pier. The matching cap provides the finishing touch as well as additional lighting possibilities.

Builds Per Pallet (corner units):

One: 30" x 30" x 40" high pier

CLAREMONT PIER/CAP SPECIFICATIONS

SIZE	SF / PALLET	PCS / PALLET	LBS / PALLET
4" x 22" x 8"	33	40	2,200



Cap: 34" x 34" x 3"



Kodah Pier and Cap | Color: Gironde (special order)

KODAH PIER AND CAP

Corner blocks are used to build the pier. The cap provides the finishing touch as well as additional landscape lighting possibilities.

Builds Per Pallet (corner units)

One: 32" x 32" x 36" high pier

KODAH PIER/CAP SPECIFICATIONS

SIZE	SF / PALLET	PCS / PALLET	LBS / PALLET
6" x 21" x 10 1/2"	31 1/2	24	2,400



Cap: 34" x 34" x 3"

BELVEDERE, CLAREMONT AND KODAH PIER COLORS

ROSETTA
By Nicolock



Bluestone



Mocha



York Brown



Pier Cap | Color: Gironde

PIER CAPS

The flat cap offers a clean chiseled stone edge while providing a sturdy platform for additional landscape lighting.



Pier Cap | Color: Bluestone

Pier Cap Sizes:

18" x 18" x 2 1/2"
20" x 20" x 2 1/2"
25" x 25" x 2 1/2"
24" x 24" x 3"
26" x 26" x 3"
27" x 27" x 3"
28" x 28" x 3"
30" x 30" x 3"

PIER CAP COLORS



Bluestone



Brown



Gironde*



York Brown

*Premium Colors



Multi Cap | Color: Adobe Blend

MULTI CAP | Features a hard-split face design on one edge. Suitable for single-sided walls but also compatible with all Nicolock Walls.

MULTI CAP SPECIFICATIONS

SIZE	SF / PALLET	LF / PALLET	LBS / PALLET
3" x 16" x 12"	64	85	2,240



3" x 16" x 12"

MULTI CAP COLORS



DIMENSIONAL COPING | Features chiseled stone texture on two sides and compatible with all Nicolock Walls.

DIMENSIONAL COPING SPECIFICATIONS

SIZE	PCS / PALLET	LF / PALLET	LBS / PALLET
2½" x 18" x 12½"	18	61	500
2½" x 19" x 12½"	12		
2½" x 24" x 12½"	4		

Combined pallet



2½" x 18" x 12½"



2½" x 19" x 12½"



2½" x 24" x 12½"

DIMENSIONAL COPING COLORS



Colonial Cap | Color: Travertina

COLONIAL CAP | Is offered in a hard-split rock face finish on two sides. Corners can be split into trapezoid shapes suitable for Colonial Wall Systems but also compatible with any Nicolock Wall.

COLONIAL CAP SPECIFICATIONS

SIZE	PCS / PALLET	LF / PALLET	LBS / PALLET
3" x 9" x 12 ½"	40	108	3,640
3" x 12" x 12 ½"	40		
3" x 15" x 12 ½"	20		
Corner	20		

Combined pallet



3" x 9" x 12 ½"



3" x 12" x 12 ½"



3" x 15" x 12 ½"



3" x 15" x 12 ½" Corner

COLONIAL CAP COLORS



*Premium Colors



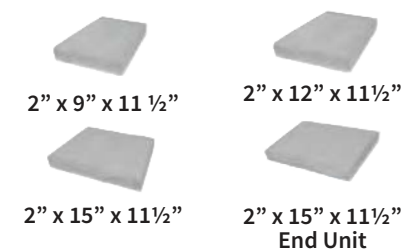
Rockface Multi Cap | Color: Mocha

ROCKFACE MULTI CAP | Features cast stone texture on two sides. Trapezoid shapes and available in two widths. Compatible with all Nicolock walls.

ROCKFACE MULTI CAP STANDARD SPECIFICATIONS

SIZE	PCS / PALLET	LF / PALLET	LBS / PALLET
2" x 9" x 11 1/2"	14	11	1,200
2" x 12" x 11 1/2"	14	14	
2" x 15" x 11 1/2"	14	18	
End Unit	4	5	

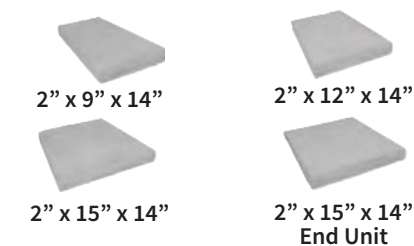
Combined pallet 48 lf.



ROCKFACE MULTI CAP GRANDE SPECIFICATIONS

SIZE	PCS / PALLET	LF / PALLET	LBS PALLET
2" x 9" x 14"	14	11	1,400
2" x 12" x 14"	14	14	
2" x 15" x 14"	14	18	
End Unit	4	5	

Combined pallet



ROCKFACE MULTI CAP COLORS



BELVEDERE COPING | Creates the rustic appearance of natural stone and complements our Belvedere Wall.

BELVEDERE COPING SPECIFICATIONS

SIZE	PCS / PALLET	LF / PALLET	LBS / PALLET
2 1/4" x 6" x 10 1/4"	24	66	1,550
2 1/4" x 12" x 10 1/4"	12		
2 1/4" x 18" x 10 1/4"	6		
End Unit Left	6		
End Unit Right	10		


Combined pallet



2 1/4" x 6" x 10 1/4" | 2 1/4" x 12" x 10 1/4" | 2 1/4" x 18" x 10 1/4"

Two End Units (Left & Right): 2 1/4" x 18" x 10 1/4"
The end units are useful for constructing corners/ends, finished on front, back, top, and one side.

BELVEDERE COPING COLORS



Belvedere Coping | Color: York Brown

OLD TOWN COPING | Rectangular shapes and dimpled surface give this coping a unique look. Texture edges add a special charm. No spacer lugs needed.

OLD TOWN COPING SPECIFICATIONS

SIZE	SF / BAND	LF / PALLET	LBS / PCS	LBS / PALLET
1½" h x 18" l x 12" d Straight Unit	20	30	30	600
1½" h x 18" l x 12" d Curved (60 degree radius)	20	30	30	600
1½" h x 12" l x 12" d Outside Corner	as required	na	12	na
1½" h x 18" l x 18" d Inside Corner			18	



1½" h x 18" l x 12" d



1½" h x 12" l x 12" d
Outside Corner



1½" h x 18" l x 18" d
Inside Corner

OLD TOWN COPING COLORS




Autumn Cotswold



Bluestone




Gironde*



Mocha



York Brown



Old Town Coping | Color: Gironde

VERSAILLES COPING | Flat surface with natural travertine markings. Fullnose on one side. Inside and outside corners available.

VERSAILLES COPING SPECIFICATIONS

SIZE	PCS / SF	PCS / PALLET	LBS / PCS	LBS / PALLET
1½" x 12" x 24"	.5	15	-	493
1½" x 12" x 12" Outside Corner	as required	na	12	na
1½" x 18" x 18" with 6" notch Inside Corner			18	



1½" x 12" x 24"



1½" x 12" x 12"
Outside Corner




1½" x 18" x
18" with 6" notch
Inside Corner

*Premium color

VERSAILLES COPING COLORS



Gironde*



Marble Blend*




Versailles Coping | Color: Gironde

6 X 12 FULLNOSE | Surround your pool or create sturdy steps. 6 x 12 Fullnose Pavers come in a wide variety of colors. Rectangular in shape and a smooth surface give this coping a unique look. Rounded edges add a special charm. No spacer lugs needed.



6 x12 Fullnose | Color: Chesapeake Blend

6 X 12 FULLNOSE COLORS

										
Adobe Blend	Autumn Blend*	Bayberry Blend*	Brown	Cappuccino Blend*	Caramel Tan*	Chamois	Charcoal	Chesapeake Blend*	Crab Orchard Blend*	Desert Rose*
										
Fire Island Blend	Golden Brown Blend	Granite City Blend	Lilac Blend	Mocha Blend	Mojave*	Oceanic Blue*	Oyster Blend*	Pennsylvania Blue**	Raven**	Red
										
South Bay Blend*	Terra Cotta Blend	Travertina*	Westchester Blend							

6 X 12 FULLNOSE SPECIFICATIONS

SIZE	PCS / LF	LF/ PALLET	PCS / PALLET	LBS / PALLET
6" x 12" x 2 3/8"	2	104	208	2,496

*Premium color
** Deluxe color



4 X 12 AND 8 X 12 FULLNOSE | Get the size you want with the perfect rectangular shape and smooth texture with rounded edges. No spacer lugs needed.




4 X 12 Fullnose | Color: Fire Island Blend

4 X 12 FULLNOSE SPECIFICATIONS

SIZE	PCS / LF	LF / PALLET	PCS / PALLET	LBS / PALLET
4" x 12" x 2 $\frac{3}{8}$ "	3	104	312	2,808



4 X 12 FULLNOSE COLORS



Adobe Blend

Charcoal

Fire Island
Blend

Golden Brown
Blend


Granite City
Blend

8 X 12 FULLNOSE SPECIFICATIONS

SIZE	PCS / LF	LF / PALLET	PCS / PALLET	LBS / PALLET
8" x 12" x 2 $\frac{3}{8}$ "	1.5	104	156	2,652



8 X 12 FULLNOSE COLORS



Adobe Blend

Charcoal


Crab Orchard
Blend*

Fire Island
Blend

Golden Brown
Blend

Granite City
Blend

Mojave*



8 x 12 Fullnose | Color: Golden Brown Blend

*Premium color


nicolock.com | Piers • Caps • Coping • Steps 107

ROCKFACE TREADS | These treads have a chiseled stone edge treatment on three sides that make it the perfect finishing touch to a garden wall. Thermal finish top surface give them a smooth texture.



ROCKFACE TREADS SPECIFICATIONS

SIZE	PCS / PALLET	LBS / PC	LBS / PALLET
51" x 14" x 2"	13	118	1,810
64" x 14" x 2"	13	147	2,245
74" x 14" x 2"	13	165	2,515



ROCKFACE STEPS, TREADS AND THERMAL TREADS COLORS



*Premium color

IRREGULAR STEPS

Our Irregular Steps will give a beautiful appearance that is indistinguishable from natural stone. They have a uniform rise that is both safe and comfortable. Irregular sizes lend a rustic sophistication to your landscape.



Irregular Steps | Color: York Brown

IRREGULAR STEPS SPECIFICATIONS

SIZE	UNITS / BUNDLE	LBS / PC	LBS / PALLET
54" x 34" x 7"	6	458	2,962
60" x 24" x 7"		600	
42" x 17" x 7"		349	
48" x 28" x 7"		567	
42" x 26" x 7"		476	
48" x 24" x 7"		512	



54" x 34" x 7"



60" x 24" x 7"



42" x 17" x 7"



48" x 28" x 7"



42" x 26" x 7"



48" x 24" x 7"

IRREGULAR STEPS COLORS

Bluestone



Mocha



York Brown

THERMAL AND FULLNOSE TREADS | These beautiful steps have a flamed stone edge treatment on three sides with a thermal finish top surface. Six sizes make it easy to fit your design.



Thermal Treads | Color: Bluestone

THERMAL AND FULLNOSE SPECIFICATIONS

SIZE	PCS / PALLET	LBS / PC	LBS / PALLET
48" x 12" x 2" Thermal only	15	96	1,490
60" x 12" x 2" Thermal only	15	120	1,850
72" x 12" x 2" Thermal only	15	143	2,200
48" x 14" x 2" Thermal and Fullnose	15	118	1,815
60" x 14" x 2" Thermal and Fullnose	15	147	2,250
72" x 14" x 2" Thermal and Fullnose	15	165	2,515



48" x 12" x 2" Thermal only
60" x 12" x 2" Thermal only
72" x 12" x 2" Thermal only
48" x 14" x 2" Thermal and Fullnose
60" x 14" x 2" Thermal and Fullnose
72" x 14" x 2" Thermal and Fullnose

THERMAL AND FULLNOSE TREADS COLORS



Bluestone



Brown



Gironde*

ROCKFACE STEPS | Makes a 6" change in elevation with a single unit. Thermal finish top surface chiseled stone edge treatment on three side..



Rockface Steps | Color: Gironde

ROCKFACE STEPS SPECIFICATIONS

SIZE	PCS / PALLET	LBS / PC	LBS / PALLET
51" x 16" x 6"	13	365	4,745
64" x 16" x 6"	13	455	5,915
74" x 16" x 6"	13	545	7,085

Individual sizes sold separately



51" x 16" x 6"
64" x 16" x 6"
74" x 16" x 6"

ROCKFACE STEPS COLORS



Bluestone



Brown



Gironde*

LOG SLEEPERS |

Create an authentic, rustic feel with a cut-log look. A maintenance-free alternative to traditional railroad ties..



Log Sleepers | Color: Rustic Brown


LOG SLEEPERS SPECIFICATIONS

SIZE	PCS / PALLET	LBS / PC	LBS / PALLET
24" x 10" x 1½"	20	23	483

LOG SLEEPERS COLOR



Rustic Brown



24" x 10" x 1½"

STEPPING STONES |

Effective in protecting lawns from traffic. Create winding paths across gravel, mulch or grass.



Stepping Stones | Color: Gironde

STEPPING STONES SPECIFICATIONS

SIZE	PCS / PALLET	LBS / PC	LBS / PALLET
22" x 16½" x 1½"	20	37	777

STEPPING STONES COLORS




Autumn Cotswold




Bluestone



Gironde*



Lilac*



York Brown



22" x 16½" x 1½"

*Premium color

ROMA STEP |

Smooth top with a textured finish, the Roma Step provides transition and functionality to your hardscape design.



NEW FROM
NICOLOCK!

NEW! Roma Step | Color: Granite City Blend

ROMA STEP SPECIFICATIONS

SIZE	PCS / PALLET	LF / LAYER	LBS / PALLET
6" x 18" x 48"	6	8	2,250

ROMA STEP COLORS



Brown



Charcoal



Granite City Blend



Oyster Blend*



Westchester Blend



Travertina*

*Premium color

6" x 18" x 48"





Ovation Fire Pit | Color: NY Bluestone

O U T D O O R L I V I N G



Extend your living space and bring your backyard to life with any of Nicolock's Outdoor Living Products. From fire pits to outdoor kitchen features, Nicolock's extensive line of products and accessories will help you create the backyard of your dreams.

SERAFINA FIRE PIT | There is something magical about sitting around a fire pit. The Serafina Fire Pit provides a charming focal point for entertaining with family and friends.



SERAFINA FIRE PIT

OUTSIDE DIAMETER	HEIGHT	LBS / PALLET
48"	16"	1,350

SERAFINA FIRE PIT WITH OPTIONAL COPING

OUTSIDE DIAMETER	HEIGHT	LBS / PALLET
51 ½"	18"	1,714

SERAFINA FIRE PIT PACKAGES | Choosing your package is easy. Start by selecting your burn type (Wood, Smoke-less or Gas), then select from our various options.

WOOD



The Standard Wood option is for fire lovers who appreciate the full aesthetics of burning wood. Choose your coping option for added height and contrasting finish; add optional grates to complete your outdoor sanctuary.

SMOKE-LESS WOOD



SMOKE-LESS fire pits work through a double-wall, smoke reduction design. When a fire is burning, the walls heat up and hot air rises and exits the wall cavity through the line of holes around the rim. This pressurized, heated oxygen mixes with the smoke and causes it to re-burn, reducing smoke.

GAS



Nicolock's gas options make it easy to add a gas burning fire pit to your outdoor living space. Whether you prefer propane or natural gas, each ignition type includes everything you need to experience season-round enjoyment day or night.

WOOD PACKAGES				
	Full Pallet Wall Stone	Metal Insert	Rockface Coping	Grates
WOOD 1 STANDARD	•	•		
WOOD 2 STANDARD	•	•	•	
WOOD 3 STANDARD	•	•		•
WOOD 4 STANDARD	•	•	•	•

SMOKE-LESS WOOD PACKAGES				
	Full Pallet Wall Stone	Zentro Metal Insert	Zentro Stainless Steel Insert	Rockface Coping
SMOKE-LESS 1	•	•		
SMOKE-LESS 2	•	•		•
SMOKE-LESS 3	•		•	
SMOKE-LESS 4	•		•	•

GAS PACKAGES					
	Full Pallet Wall Stone	Lava Rocks	Match Throw Burner Kit	TMSI Burner Spark Ignition kit	TFS Burner w/ remote
DELUXE MATCH THROW	•	•	•		
DELUXE SPARK (TMSI)	•	•		•	
DELUXE REMOTE (TFS**)	•	•			•

** Must be ordered with natural gas or liquid propane

SERAFINA FIRE PIT COLORS



Adobe Blend



Bluestone*



Crab Orchard Blend*



Granite City Blend



Golden Brown Blend



Fire Island Blend



Oyster Blend*



Travertina*



Westchester Blend

*Premium Colors

COPING COLORS



Bluestone



Brown



Gironde*

BELVEDERE FIRE PIT |

What better way to enjoy your outdoor living area than to gather together around this beautiful Belvedere Fire Pit with your loved ones. The natural textures and colors of the Belvedere seamlessly fit together with every Nicolock stone.



BELVEDERE FIRE PIT

OUTSIDE DIAMETER	HEIGHT	LBS / PALLET
55"	14¼"	2,540







BELVEDERE FIRE PIT PACKAGES | Choosing your package is easy. Start by selecting your burn type (Wood, Smoke-less or Gas), then select from our various options.

WOOD AND SMOKE-LESS WOOD

	Wall Stone	Metal Insert	Zentro Metal Insert	Zentro Stain-less Steel Insert	Belvedere Coping
					
WOOD PACKAGES					
WOOD 1 STANDARD	•	•			•
SMOKE-LESS WOOD PACKAGES					
SMOKE-LESS 1	•		•		•
SMOKE-LESS 2	•			•	•



GAS

	Wall Stone	Belvedere Coping	Lava Rocks	Match Throw Burner Kit	TMSI Burner Spark Ignition kit	TFS Burner Spark Ignition kit w/ remote
						
GAS PACKAGES						
DELUXE MATCH THROW	•	•	•	•		
DELUXE SPARK (TMSI)	•	•	•		•	
DELUXE REMOTE (TFS**)	•	•	•			•

** Must be ordered with natural gas or liquid propane



BELVEDERE FIRE PIT COLORS



Bluestone



Mocha



York Brown nicolock.com | Outdoor Living | Fire Pits & Fireplaces 117

VERONA FIRE PIT | Complement your patio with the sleek look of the Verona Fire Pit. Add warmth to your backyard in any season! An easy fire pit to install, the Verona will fit in with any backyard or patio design.



Verona Fire Pit Standard 2 | Color: Granite City Blend, Bluestone coping



VERONA FIRE PIT

WIDTH	LENGTH	HEIGHT	INSERT
48"	48"	16"	32" Square

VERONA FIRE PIT WITH OPTIONAL COPING

WIDTH	LENGTH	HEIGHT	INSERT
51"	51"	18"	32" Square

VERONA FIRE PIT PACKAGES | Choosing your package is easy. Start by selecting your burn type (Wood, Smoke-less or Gas), then select from our various options.

WOOD AND SMOKE-LESS WOOD







	Half Pallet Wall Stone	Metal Insert	Zentro Metal Insert	Zentro Stainless Steel Insert	Coping	Grate
						
WOOD PACKAGES						
WOOD 1 STANDARD	•	•				
WOOD 2 STANDARD	•	•			•	
WOOD 3 STANDARD	•	•				•
WOOD 4 STANDARD	•	•			•	•
SMOKE-LESS WOOD PACKAGES						
SMOKE-LESS 1	•		•			
SMOKE-LESS 2	•		•		•	
SMOKE-LESS 3	•			•		
SMOKE-LESS 4	•			•	•	


VERONA FIRE PIT COLORS



*Premium Colors

GAS

	Half Pallet Wall Stone	Coping	Lava Rocks	Match Throw Burner Kit	TMSI Burner Spark Ignition kit	TFS Burner w/ remote
						
GAS PACKAGES						
DELUXE MATCH THROW	•	•	•	•		
DELUXE SPARK (TMSI)	•	•	•		•	
DELUXE REMOTE (TFS**)	•	•	•			•



Verona Fire Pit Standard 4 | Color: Granite City Blend, Bluestone coping

** Must be ordered with natural gas or liquid propane

VERONA FIRE PIT COPING COLORS



OVATION FIRE PIT | Every season is the season for the Ovation. Easily installed, the Ovation can create warmth and ambiance at your home tonight!



Ovation Fire Pit Deluxe Match Throw | Texture: Ledge Stone | Color: NY Bluestone

VERTICAL PANEL TECHNOLOGY

Vertical Panel Technology is the smart alternative to block and stone masonry. Reinforced concrete panels and easy installation process makes constructing outdoor living spaces quick and affordable. This technology enables you to choose the texture, profile and color palette to fit the natural landscape of any backyard or outdoor setting. Reduce material waste and environmental impact, while delivering the highest quality vertical masonry structures.



ENCORE FIRE PIT


BASE	TOP	HEIGHT
40" Diameter	44" Diameter	Without top 18"
		With top 19½"

OVATION FIRE PIT PACKAGES | Choosing your package is easy. Start by selecting your burn type (Wood, Smoke-less or Gas), then select from our various options.

WOOD AND SMOKE-LESS WOOD

	2 Panels and Connectors	Stone-Face Top	Metal Insert	Grate	Zentro Metal Insert	Zentro Stainless Steel Insert
						
WOOD PACKAGES						
WOOD 1 STANDARD	•	•	•			
WOOD 2 STANDARD	•	•	•	•		
SMOKE-LESS WOOD PACKAGES						
SMOKE-LESS 1	•	•			•	
SMOKE-LESS 2	•	•				•

GAS

	2 Panels and Connectors	Stone-Face Top	Lava Rocks	Match Throw Burner Kit	TMSI Burner Spark Ignition kit	TFS Burner kit w/ remote
						
GAS PACKAGES						
DELUXE MATCH THROW	•	•	•	•		
DELUXE SPARK (TMSI)	•	•	•		•	
DELUXE REMOTE (TFS**)	•	•	•			•

** Must be ordered with natural gas or liquid propane



CHOOSE YOUR TEXTURE



Barn Wood*



Stacked Stone




Ledge Stone

*Only available in Rustic Brown color

CHOOSE YOUR COLOR



Biscotti Tan



NY Bluestone

CHOOSE YOUR TOP



Brown



Bluestone

ENCORE FIRE PIT | Celebrate every season year after year with the Encore Fire Pit! Anywhere you install it; the Encore will quickly become the favorite place for your family and friends to gather.

VERTICAL PANEL TECHNOLOGY by NICOLock

CHOOSE
YOUR
PACKAGE

GAS
OR
WOOD



Encore Fire Pit Deluxe TFS | Ledge Stone Texture | Color: NY Bluestone









ENCORE FIRE PIT SPECIFICATIONS

BASE	TOP	HEIGHT
40" x 40"	44" x 44"	Without top 18"
		With top 19½"

ENCORE FIRE PIT PACKAGES | Choosing your package is easy. Start by selecting your burn type (Wood, Smoke-less or Gas), then select from our various options.

WOOD AND SMOKE-LESS WOOD

	4 Panels and Connectors	Face Top	Metal Insert	Grate	Zentro Metal Insert	Zentro Stainless Steel Insert
						
WOOD PACKAGES						
WOOD 1 STANDARD	•	•	•			
WOOD 2 STANDARD	•	•	•	•		
SMOKE-LESS WOOD PACKAGES						
SMOKE-LESS 1	•	•			•	
SMOKE-LESS 2	•	•				•

GAS

	4 Panels and Connectors	Face Top	Lava Rocks	Match Throw Burner Kit	TMSI Burner Spark Ignition kit	TFS Burner w/ remote
						
GAS PACKAGES						
DELUXE MATCH THROW	•	•	•	•		
DELUXE SPARK (TMSI)	•	•	•		•	
DELUXE REMOTE (TFS**)	•	•	•			•

** Must be ordered with natural gas or liquid propane

CHOOSE YOUR TEXTURE



Barn Wood*



Stacked Stone



Ledge Stone

CHOOSE YOUR COLOR



Biscotti Tan



NY Bluestone

CHOOSE YOUR TOP



Brown



Bluestone

*Only available in Rustic Brown color



Encore Fire Pit Deluxe Match Throw
Ledge Stone Texture | Color: NY Bluestone



Encore Fire Pit Deluxe TMSI
Stacked Stone Texture | Color: Biscotti Tan



Encore Fire Pit Deluxe Match Throw
Barn Wood Texture | Color: Rustic Brown

CREATING WARMTH JUST GOT EASIER

Make your outdoor space a little cozier with Nicolock and FireGear. Now there are even more gas options to extend the outdoor season. We proudly offer a great selection of elegant FireGear solutions to suit every space. Choose one of Nicolock's prepackaged creations or build a unique design from almost any wall stone to enjoy the great outdoors with friends and loved ones.



BURNER SYSTEMS

BURNERS

FIRE FURNISHINGS

GLASS

ACCESSORIES



BELVEDERE FIRE PIT



VERONA FIRE PIT



KALEA BAY FIREPLACE



OVATION FIRE PIT



ENCORE FIRE PIT



SERAFINA FIRE PIT



VISIT ANY NICOLock AUTHORIZED FIREGEAR DEALER FOR THE FULL FIREGEAR PRODUCT LINE

LOG SETS



BURNERS



GRATES



FIRE
GLASS



GET FIRED UP WITH FIREGEAR AND NICOLock

To see the complete line of FireGear Products ask for the FireGear Catalog.

nicolock
paving stones & retaining walls
paver-shield

firegear
Outdoors

FIRE PIT ACCESSORIES |

Now that you picked out your favorite fire pit; customize it with the perfect accessories! From lids to log sets, Nicolock has everything you need to enjoy your new fire pit!



breeo
LLC
rethinking fire

From smoke-less fire pits and inserts to campfire accessories, Breeo is reviving the connection we make around a fire.

For a complete line of Breeo products ask for the Breeo catalog.

BREEO COOKING ACCESSORIES

24" CHICKEN ROTISSERIE



24" SWING AWAY GRILL



18" GRIDDLE



POST WITH COLLAR



LIDS | ROUND AND SQUARE

MODEL	DIMENSIONS	DESIGNED TO FIT
Round LID-19R*	22 3/8" Diameter x 5/8" H - lid height 2" with handle	Ovation Gas
Round LID-29R*	32 1/2" Diameter x 5/8" H - lid height 2" with handle	Ovation Gas, Serafina Wood or Gas
Round LID-33R*	36 1/2" Diameter x 5/8" H - lid height 2" with handle	Belvedere Wood or Gas
Square LID-20S	22 1/4" W x 5/8" H - lid height 2" with handle	Encore Gas
Square LID 26S	36 1/2" Diameter x 5/8" H - lid height 2" with handle	Verona & Encore Wood or Gas

*Does not work with grates



SPARK SCREENS

MODEL	DIMENSIONS	DESIGNED TO FIT
Square 770 Black	30" Screen (30" x 12")	Verona, Encore
Round 775 Black	30" Screen (30" x 15")	Serafina, Ovation
Round 775 Stainless Steel	30" Screen (30" x 15")	Serafina, Ovation
Round 781 Black	9" Screen (39" x 18")	Belvedere



MEDIA | LAVA ROCKS, STONES AND BOULDERS

LAVA ROCK	LAVA STONE	LAVA BOULDERS
<p>Mined from the earth, these dark rocks contrast beautifully against a bright flame. Each rock is approximately 1" to 2" in diameter. 10lb bag / 50lb bag</p>	<p>Made from tumbled lava rock, these stones lend a casual elegance. Each stone is approximately 1" to 2" in diameter 50lb bag</p>	<p>These rugged rocks are 6" to 12" in diameter, for a coastal, straight-off-the-beach style. 30lb box</p>

LOG SETS

SPIT FIRE

(17) piece refractory log set is a great alternative to enjoy your fire feature without the mess of real wood and ashes. Compatible with pits larger than 19"



*Lava Rocks Not Included

BEACH FIRE

(8) Piece version of the Spit Fire. Designed for smaller fire pit burners or as an accent piece on larger burners. Compatible with pits smaller than 20"



*Lava Rocks Not Included

E-STOPS | GAS TIMERS

E-STOP - 1 HOUR



Mechanical timer with manual emergency shut-off. **1 hour** countdown timer.

E-STOP-2.5 HOUR



Mechanical timer with manual emergency shut-off. **2.5 hour** countdown timer.

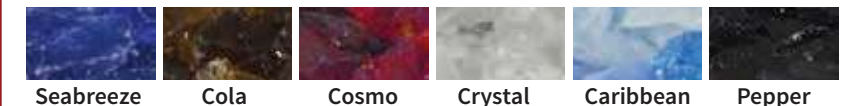
GLASS

REFLECTIVE	Mirror finish broken reflective. Approx. 1/2" to 3/4" in size	5lb bag
BROKEN	Large broken. Approx. 1/2" to 3/4" in size	5lb bag
BEAD	Glass beads. Approx. 16-18mm in size	5lb bag

REFLECTIVE GLASS COLORS



BROKEN GLASS COLORS



GLASS BEAD COLORS



VERONA FIREPLACE |

Gather ‘round the fire day or night! Complement your patio with the sleek look of the Verona Fireplace. Add warmth to your backyard in any season! Contains everything you need to construct this stunning fireplace.



VERONA FIREPLACE SPECIFICATIONS

LENGTH	DEPTH	HEIGHT
91"	56"	97"



VERONA FIREPLACE INCLUDES:

- 6 Pallets of Verona wall stone
- Cast concrete fireplace opening surround
- Wood burning fireplace insert with single piece, brushed stainless face
- Stainless mesh screens with hidden screen pockets
- Round top cap with mesh screen
- Realistic textured brick liner in natural white
EZ access damper & gas log ready feature
- 4 Concrete lintels
- Double wall flue pipe
- Pre-cast concrete medallion

VERONA AND MINI VERONA
FIREPLACE COLORS

*Premium Colors



Adobe Blend



Bluestone*



Charcoal



Crab Orchard
Blend*



Chesapeake
Blend*



Golden Brown
Blend



Granite City Blend

MINI VERONA FIREPLACE | A smaller version of the Verona, but just as beautiful! Enjoy the warmth of the fire all year round. Extend your outdoor living season with a toasty fire anytime!



Mini Verona Fireplace | Color: Granite City Blend

MINI VERONA FIREPLACE SPECIFICATIONS


LENGTH	DEPTH	HEIGHT
48"	40"	82½"



MINI VERONA FIREPLACE INCLUDES:

- 2 pallets of Verona wall
- 4' rock face step tread
- 4" rock face accent piece
- Top piece with 8" cut out for smoke
- Lentil with keystone
- Steel insert not included, firebrick recommended
- Does not come with flue pipe

OPTIONAL WOOD BOX AVAILABLE



Oceanic Blue*

Oyster Blend*

South Bay Blend*

Travertina*

Westchester Blend

VERONA AND MINI VERONA FIREPLACE ACCENT COLORS



Bluestone

Brown

Gironde*

KALEA BAY FIREPLACE |

An outdoor fireplace provides an element of elegance, ambiance and function. Perfect for entertaining or when you desire a place to retreat, relax and reconnect. Available in single sided and see through configurations.

VERTICAL PANEL TECHNOLOGY


by NICLOCK



Kalea Bay Fireplace | Color: NY Bluestone

KALEA BAY FIREPLACE SPECIFICATIONS

	HEIGHT	LENGTH	WIDTH
WITHOUT TOP	42"	87"	19½"
WITH TOP	43½"	91½"	24½"



SINGLE SIDED KALEA BAY FIREPLACE PACKAGE INCLUDES:

- 1- 42" high x 84" wide high with cut out
- 1- 42" high x 84" wide panel (no cut out)
- 2- 42" high x 20" wide side panel
- 4- 42" high structural corner units, smooth
- 1- counter top (24½" x 91½")
- 1- 48" Kalea Bay Fireplace insert with black crushed glass

DOUBLE SIDED KALEA BAY FIREPLACE PACKAGE INCLUDES:

- 2- 42" high x 84" wide with cut-out
- 2- 42" high x 17" wide side panel
- 4- 42" high structural corner units, smooth
- 1- counter top (24½" x 91½")
- 1- 48" Kalea Bay Fireplace insert with black crushed glass

KALEA BAY TEXTURE



Ledge Stone

CHOOSE YOUR COLOR



Biscotti Tan



NY Bluestone

CHOOSE YOUR TOP



Brown



Bluestone

O U T D O O R D I N I N G



Whether your outdoor space is a city balcony or a sprawling ranch, dining outdoors is a much-anticipated ritual and pastime. With our outdoor dining options, transforming your backyard or patio into a grilling paradise involves very little effort—just common sense and great Nicolock products.

VERONA KITCHEN |

Nothing beats firing up that steak year-round with your Verona Kitchen! These hard-wearing units Include a stainless steel grill, stainless steel refrigerator, single door for propane tank access, six piece granite or cast stone countertops and lintel. Customize for maximum enjoyment with the many accessories offered!



VERONA KITCHEN SPECIFICATIONS

LONG SIDE	108" x 137" x 41"
GRILL SIDE	82" x 36" x 38"



VERONA KITCHEN CAST STONE TOP PACKAGE INCLUDES:

- Verona Wall
- 6 Piece Cast Stone Tops
- Single Access Door
- Double Access Door
- 32" Grill
- Refrigerator
- Sink


VERONA KITCHEN GRANITE TOP PACKAGE INCLUDES:

- Verona Wall
- 6 Piece Granite Tops | Color: Caledonia
- Single Access Door
- Double Access Door
- 40" Grill
- Refrigerator
- Sink



Caledonia

VERONA KITCHEN COLORS



Adobe Blend



Bluestone*



Charcoal



Crab Orchard Blend*



Chesapeake Blend*



Golden Brown Blend



Granite City Blend



Oceanic Blue*



Oyster Blend*



South Bay Blend*



Travertina*



Westchester Blend

VERONA CAST STONE TOP COLORS



Bluestone



Brown



Gironde*

*Premium Colors

CLIFROCK KITCHEN ISLAND |

We are changing the way outdoor kitchens are built. Engineered stone panels make it possible to have the outdoor kitchen of your dreams in one day. This system gives you the flexibility of using our grill and door combinations or you can customize with other accessories. You can choose the design, colors and stone profile of your outdoor kitchen to perfectly fit the rest of your landscape and your home.

VERTICAL PANEL TECHNOLOGY



ClifRock Kitchen Island | Stacked Stone Texture | Color: NY Bluestone

CLIFROCK KITCHEN ISLAND SPECIFICATIONS

WITHOUT TOP	35" x 84" x 41"
WITH TOP	36½" x 86"

CLIFROCK KITCHEN ISLAND PACKAGE A INCLUDES:

- (1) Back panel
- (1) Front panel
- (4) Corners
- (2) End panels (sides)
- Top
- Drop cloth/sheet protector
- (1) 4 Burner Grill (Kitchen A)
- Double door (Kitchen A)
- 1-Strap
- (1) Bag of PMG-2
- 2-Tubes of adhesive



CLIFROCK KITCHEN ISLAND PACKAGE B INCLUDES:

- (2) Horizontal panels
- (4) Corners
- (2) End panels (sides)
- Top
- Drop cloth/sheet protector
- 1-Strap
- (1) Bag of PMG-2
- 2-Tubes of adhesive
- Choose your accessories from pages 136-137




CLIFROCK KITCHEN ISLAND TEXTURES



Barn Wood* Stacked Stone Ledge Stone

*Only available in Rustic Brown color

CLIFROCK KITCHEN ISLAND COLORS



Biscotti Tan NY Bluestone

CLIFROCK KITCHEN ISLAND COUNTER TOP COLORS



Brown Bluestone

VERONA GRILL ISLAND | If you love to grill outside, the Verona Grill Island is the perfect culinary complement to your backyard or patio setting.



VERONA GRILL ISLAND SPECIFICATIONS

	HEIGHT	LENGTH	WIDTH
WITHOUT TOP	36"	79"	32"
WITH TOP	38"	82"	36"



Granite Top Available



Caledonia

VERONA GRILL ISLAND PACKAGE INCLUDES:

- 32" stainless steel built-in gas BBQ grill with four cast stainless burners and an infrared rear burner
- Double-lined roll top hood has seamless welded edges and heavy-duty thermometer
- Includes 740 in. Stainless steel cooking grates, warming rack, full size drip pan and electronic ignition
- Illuminated control knobs for evening gatherings create a sophisticated appearance
- Stainless steel door for access to gas connection
- Concrete counter tops provide 12 square feet of surface area
- Concrete lintels
- Verona wall

VERONA GRILL ISLAND COLORS



VERONA GRILL ISLAND COLORS



*Premium Colors

VERONA PIZZA OVEN |

Dazzle your family and friends with an outdoor pizza oven! Cook up delicious pizza and a whole lot more! Leave the kitchen and cook outdoors! Contains everything you need to construct this fabulous oven. (Oven also sold separately).




Verona Pizza Oven | Color: Adobe Blend

*Premium Colors



OPTIONAL WOOD BOXES AVAILABLE



- VERONA PIZZA OVEN PACKAGE INCLUDES:**
- 2 pallets of Verona wall
 - 1-30" Combo (2 drawer/1 door) enclosure
 - Cast Stone Top
 - Pizza oven

VERONA PIZZA OVEN STONE COLORS



Adobe Blend



Bluestone*



Charcoal



Crab Orchard Blend*



Chesapeake Blend*



Golden Brown Blend



Granite City Blend



Oceanic Blue*



Oyster Blend*



South Bay Blend*



Travertina*



Westchester Blend

VERONA PIZZA OVEN TOP COLORS



Bluestone



Brown



Gironde*

VERONA PIZZA OVEN SPECIFICATIONS

INSIDE OVEN	29½" x 32½"	WITHOUT TOP	35" x 84" x 41"	TOP	49" x 49"
OUTSIDE OVEN	33½' x 38¼"	WITH TOP	36½" x 86"	BASE	44" x 44"

PERGOLAS |

Our pergolas enhance the look and feel of surrounding landscapes by transforming open space into stylish and refined outdoor rooms.

- Constructed of Vinyl
- Easy Maintenance
- Customizable
- Lifetime Warranty
- Two stock pergolas available: 13' x 16' or 15' x 15'

CUSTOM SIZES AVAILABLE UPON REQUEST



O U T D O O R D I N I N G

OUTDOOR DINING ACCESSORIES | The possibilities are endless. Customize your outdoor kitchen the way you want it! Choose from the many options to make your outside kitchen the place to cook all year!

SUMMERSET

TRL BUILT-IN GRILL SERIES



MODEL	CUTOUT DIMENSIONS
TRL32 LP or NG	30½" (w) x 10" (h) x 20¾" (d)
TRL38 LP or NG	38½" (w) x 10" (h) x 20¾" (d)
TRLD44 LP or NG	45¼" (w) x 11" (h) x 20" (d)

The TRL is a fully loaded workhorse, a grilling classic packed with luxury features. Complete with interior lights, exterior LEDs, a rear infrared burner, full rotisserie set, flame thrower valves, easy-clean briquette burner covers and plug-and-play infrared sear zone options, the TRL makes professional grilling easy. With a commercial-grade stainless steel construction and 16-gauge stainless steel burners backed by lifetime warranty, this grill is built to last.

SIZZLER BUILT-IN GRILL SERIES



MODEL	CUTOUT DIMENSIONS
SIZ26 LP or NG	23¾" (w) x 8½" (h) x 20¾" (d)
SIZ32 LP or NG	30⅝" (w) x 8½" (h) x 20¾" (d)
SIZ40 LP or NG	38" (w) x 8½" (h) x 20¾" (d)

Quality you can afford. The latest addition to the Summerset line, the Sizzler Series is a premium product at an unbeatable price. Constructed in all #443 stainless steel and designed with careful precision to ensure optimal airflow and even heating, this grill gives its higher-priced competitors a run for their money in both durability and grilling performance. The Sizzler will impress the most discriminating of grillers.

SIZZLER PRO BUILT-IN GRILL SERIES



MODEL	CUTOUT DIMENSIONS
SIZPRO32 LP or NG	30⅝" (w) x 8½" (h) x 20¾" (d)
SIZPRO40 LP or NG	38" (w) x 8½" (h) x 20¾" (d)

The all new Sizzler Pro Series packs tons of features on top of quality construction and affordability. Upholding the same sleek design as our classic Sizzler along with the added Exterior LED Lights, this grill really sets itself apart. The interior has also been revamped with 14,000 BTU Cast Burners, Heat Zone Separators and Interior Cooking Lights to make for a premium grilling experience from top to bottom. The best part is... it won't break your wallet.

ALTURI BUILT-IN GRILL SERIES



MODEL	CUTOUT DIMENSIONS
ALT30 LP or NG	28½" (w) x 10¾" (h) x 23¼" (d)
ALT36 LP or NG	34½" (w) x 10¾" (h) x 23¼" (d)
ALT42 LP or NG	40½" (w) x 10¾" (h) x 23¼" (d)

The Alturi Series can be summed up in one word – luxury. Designed with elegance, fueled with raw power and loaded with every feature, this grill sets the bar for luxury outdoor cooking. Details like the angle-mounted interior lights, rotisserie storage and spring-assisted hood provide ultimate convenience, while its solid #304 stainless steel construction and high BTU Red Brass burners – the most durable in the market – guarantee lasting performance. When it comes to performance, quality and style, Alturi truly stands alone.

AMERICAN MUSCLE GRILL | AMG BUILT-IN GRILL SERIES



MODEL	CUTOUT DIMENSIONS
AMG36 LP or NG	35" (w) x 15" (h) x 25" (d)
AMG54 LP or NG	53" (w) x 15" (h) x 25" (d)

Charcoal, lump charcoal, wood chunks, natural gas, liquid propane, pellet fuels – all of it! With the American Muscle Grill, get the flexibility of a multi-fuel chameleon with the raw power of a champion that outclasses any of its single-fuel challengers. With its creative Multi-Fuel Tray System, grilling with any combination of solid fuels places innovation in the chef's hands. Offering a robust 110,000 BTUs of grilling horsepower, take advantage of the convenience of gas or simply use it to ignite those solid fuels in seconds. The AMG is the top performer in any class, the only question left is how big?

SUMMERSET LIGHTED BEVERAGE CENTER



LIGHTED BEVERAGE CENTER SPECIFICATIONS

MODEL	CUTOUT DIMENSIONS
BADGE-SSBCL	28¼" (w) x 10" (h) x 23 ¾" (d)

Take your outdoor kitchen to the next level with the SummerSet Beverage Center. Complete with a 40 lb. ice compartment, sink, towel holder, blue front panel LED lighting, speed rail with condiment tray and built-in bottle opener.



REFRIGERATION



LIGHTED BEVERAGE CENTER SPECIFICATIONS

MODEL	CUBIC FT	CUTOUT DIMENSIONS
SSRFR-S1	4.5	22" (w) x 33½" (h) x 24" (d)
SSRFR-S2 w/locking door	4.5	22" (w) x 33½" (h) x 24" (d)
SSRFR-S3 w/locking door	5.3	22" (w) x 33½" (h) x 24" (d)
SSRFR-D1 w/locking door	5.3	25" (w) x 35" (h) x 26" (d)

Do you get tired of making multiple trips indoors while grilling and enjoying your outdoor space? Bring the comfort of ice-cold beverages and cold storage to your outdoor kitchen with a SummerSet Refrigerator. Featuring pristine form and function of #304 stainless steel door construction, maintain a matching design with your existing SummerSet components. The locking stainless steel door keeps your cold storage safe and energy efficient, and it is reversible to best adjust to your workflow and use. Offering durable construction for the outdoors, a sealed back for energy efficiency, temperature control and adjustable legs for leveling and rear venting.

DOORS AND DRAWERS

DOORS AND DRAWS SPECIFICATIONS



Horizontal Drawer-SSHD-1



3-Drawer/Combo Drawer-SSDC-3



Triple Drawer-SSDR-3



Utility Drawer-SSUD-1

MODEL	MODEL	CUTOUT DIMENSIONS
Vertical Door	SSDVD-1	14¼" (w) x 19¼" (h)
Small Vertical Door	SSDVDS-1	14¼" (w) x 16¼" (h)
Large Vertical Door	SSDVDL-1	17¼" (w) x 20½" (h)
36" AMG Double Door	AMGDD-36	34½" (w) x 17¾" (h)
30" Double Door	SSDD-30	30¼" (w) x 19¼" (h)
36" Double Door	SSDD-36	36¼" (w) x 19¼" (h)
42" Double Door	SSDD-42	42¼" (w) x 19¼" (h)
Horizontal Door	SSHD-1	24¼" (w) x 18¼" (h)
2-Drawer/Door Combo	SSDC-1	30¼" (w) x 19½" (h) x 20¾" (d)
3-Drawer/Door Combo	SSDC-3	30¼" (w) x 19½" (h) x 20¾" (d)
Single Drawer	SSDR-1	15" (w) x 10½" (h) x 20¾" (d)
Double Drawer	SSDR-2	15" (w) x 19¼" (h) x 20¾" (d)
Triple Drawer	SSDR-3	15" (w) x 27½" (h) x 20¾" (d)
Towel/2-Drawer Combo	SSTDC-1	15¼" (w) x 27½" (h) x 20¾" (d)
Double Horizontal Drawer	SSHDR-2	30½" (w) x 6¼" (h) x 20½" (d)
36" Fuel Storage Drawer	AMGSD-36	34½" (w) x 17¾" (h) x 22" (d)
36" Warming Drawer	SSWD-36	34¾" (w) x 17¾" (h) x 22" (d)
Utility Drawer	SSUD-1	23¼" (w) x 4" (h) x 20¾" (d)
Towel Drawer	SSTDH-1	14½" (w) x 8¾" (h) x 8¾" (d)
Propane Tank Drawer	SSLPD	30½" (w) x 6¼" (h) x 20½" (d)
Trash Door	SSTD-1	18" (w) x 24¾" (h) x 20½" (d)

SIDE BURNERS



Double Side Burner -TRLNB-2

SIZZLER
TRL
ALTURI
AMG

SIDE BURNERS SPECIFICATIONS

MODEL	BTU'S	CUTOUT DIMENSIONS
SIZEB-2-LP or NG	24,000	10¾" (w) x 8½" (h) x 20¾" (d)
TRLNB-2-LP/ NG-double power	30,000	11¾" (w) x 9" (h) x 19" (d)
ALT-SS-LP/NG	15,000	13¼" (w) x 10¼" (h) x 23" (d)
ALT-2B-LP/NG	17,500	13¼" (w) x 10¼" (h) x 23" (d)
AMGPB-LP/NG	60,000	14½" (w) x 9" (h) x 19" (d)

MASONRY COMPONENTS



2-Drawer/Door Combo (Masonry Flange)- SSDC-M

SIDE SPECIFICATIONS

Model	Model	Cutout Dimensions
30" Double Doors (Masonry Flange)	SSDD-30M	30¼" (w) x 19½" (h)
42" Double Doors (Masonry Flange)	SSDD-42M	42¼" (w) x 19½" (h)
Double Drawer (Masonry Flange)	SSDR-2M	15¾" (w) x 19¼" (h) x 20¾" (d)
Large Vertical Door (Masonry Flange)	SSDVL-M	17¼" (w) x 24¼" (h)
Towel/2-Drawer Combo (Masonry Flange)	SSTDC-M	15¼" (w) x 27¾" (h) x 20¾" (d)
Trash Drawer (Masonry Flange)	SSTD-M	15" (w) x 24¾" (h) x 20½" (d)
2-Drawer/Door Combo (Masonry Flange)	SSDC-M	30¼" (w) x 19½" (h) x 20¾" (d)

To see the complete line of SummerSet Products ask for the SummerSet Catalog.

NICOLOCK®

2 NEW COLORS FOR 2019



OCEANIC 5


The first 5 color blended concrete paver! Oceanic 5 captures the subtle grays and blues of the ocean to create tranquility in your hardscape design. A beautiful blend of our most sought out colors that will complete your dream project.




PECONIC 6

Introducing the first 6 Color Paver in the market! Peconic 6 fuses the luminosity of Nicolock's most popular shades from subtle grays to vibrant tans; with just the right amount of contrast to make it the perfect color for your outdoor oasis.


See the Difference
MORE COLOR... *More Life!*



Adobe Blend



Autumn Blend*



Bayberry Blend*



Brown



Cappuccino Blend*




Caramel Tan*


The color illustrations on these pages are as accurate as photography and print processes allow. Final selection of colors should be made from physical samples.

*Premium Colors

PAVER-SHIELD™



Chamois




Charcoal




Chesapeake Blend*



Crab Orchard Blend*




Desert Rose*



Fire Island Blend

*Premium Colors

The color illustrations on these pages are as accurate as photography and print processes allow. Final selection of colors should be made from physical samples.




Golden Brown Blend



Granite City Blend




Lilac Blend



Marble Blend*



Mocha Blend



Mojave*

The color illustrations on these pages are as accurate as photography and print processes allow. Final selection of colors should be made from physical samples.

*Premium Colors


PAVER-SHIELD™



Oceanic Blue*



Oyster Blend*




Pennsylvania Blue**



Pewter



Raven*



Red


*Premium Colors

**Deluxe Colors


The color illustrations on these pages are as accurate as photography and print processes allow. Final selection of colors should be made from physical samples.



Salmon



South Bay Blend*



Terra Cotta Blend



Travertina*



Westchester Blend



Stone Ridge XL | Color: Westchester Blend

The color illustrations on these pages are as accurate as photography and print processes allow. Final selection of colors should be made from physical samples.

*Premium Colors

NICOSTONE



Autumn Cotswold



Bluestone



Brown



Gironde*



Lilac*



Marble Blend*

*Premium Colors

The color illustrations on these pages are as accurate as photography and print processes allow. Final selection of colors should be made from physical samples.



Mocha



York Brown



NATURES CREATIONS BY **NICOLOCK**



Fossil Buff



Silver Grey



Sunset Buff

The color illustrations on these pages are as accurate as photography and print processes allow. Final selection of colors should be made from physical samples.

*Premium Colors

NICOLOCK WALLS | TEXTURED



Adobe Blend



Bluestone*



Cappuccino Blend*



Charcoal



Chesapeake Blend*



Crab Orchard Blend*

*Premium Colors The color illustrations on these pages are as accurate as photography and print processes allow. Final selection of colors should be made from physical samples.

NICOLOCK WALLS | TEXTURED



Fire Island Blend



Golden Brown Blend



Granite City Blend



Lilac Blend



Mocha Blend



Mojave

The color illustrations on these pages are as accurate as photography and print processes allow. Final selection of colors should be made from physical samples.

NICOLOCK WALLS | TEXTURED



Oyster Blend*




South Bay Blend*



Travertina*



Westchester Blend



Serafina Wall | Color: Adobe Blend and Granite City Blend


*Premium Colors

The color illustrations on these pages are as accurate as photography and print processes allow. Final selection of colors should be made from physical samples.

NICOLock WALLS | SMOOTH



Adobe Blend



Bluestone*



Charcoal



Chesapeake Blend*



Crab Orchard Blend*



Golden Brown Blend

The color illustrations on these pages are as accurate as photography and print processes allow. Final selection of colors should be made from physical samples.

*Premium Colors

NICOLOCK WALLS | SMOOTH



Granite City Blend



Oceanic Blue*



Oyster Blend*



South Bay Blend*



Travertina*



Westchester Blend

*Premium Colors The color illustrations on these pages are as accurate as photography and print processes allow. Final selection of colors should be made from physical samples.

A COLOR FOR EVERY PROJECT

		Adobe Blend	Autumn Blend*	Autumn Cotswold	Bayberry Blend*	Beige/Brown	Bluestone	Brown	Cappuccino Blend*	Caramel Tan*	Chamois	Charcoal	Charcoal/Buf	Charcoal/Grey	Charcoal/Red	Chesapeake Blend*	Crab Orchard Blend*	Desert Rose*	Fire Island Blend	Fossil Buff	Gronde*	Golden Brown Blend	Granite City Blend	Lilac*	Lilac Blend	Marble Blend*	Mocha	Mocha Blend	Mojave	Natural	Oceanic Blue*	Oyster Blend*	Pennsylvania Blue**	Pewter	Raven*	Red	Salmon	Silver Grey	South Bay Blend*	Sunset Buff	Terra Cotta Blend	Travertine*	Umber	Westchester Blend	York Brown				
paver-shield™ pavers	Apline Collection	●							●	●						●		●				●	●		●	●		●			●	●	●						●			●		●					
	Blue Ridge	●														●	●					●	●		●			●			●	●	●												●				
	Colonial Cobble Collection	●	●		●							●					●		●			●	●								●																		
	Cobblestone Collection		●									●							●				●												●														
	Fiuggi Travertine	●														●						●	●		●	●		●			●	●	●						●			●		●					
	Heritage Series											●											●	●										●		●													
	Holland Stone	●	●		●			●			●	●					●		●				●	●		●			●			●			●	●	●					●		●					
	Plank Paver											●										●	●		●									●	●										●				
	Ridge Brick	●	●					●	●	●		●					●	●	●				●	●		●	●		●			●	●	●		●	●	●				●		●		●			
	Roma I and II							●				●										●	●									●	●		●	●	●								●				
Toscana	Rustico Collection	●	●		●			●	●	●		●				●	●	●	●			●	●		●	●		●			●	●	●		●	●	●					●		●		●			
	Stone Ridge Collection	●	●						●	●						●	●	●				●	●		●	●		●			●	●	●							●			●		●				
	The Montauk											●											●									●			●														
	Country Collection	●																				●	●									●																	
	Holland Stone Tumbled	●	●		●							●					●		●			●	●			●						●										●							
	Olde Towne Collection	●																					●									●																	
	Pompeii											●											●									●																	
	Country Circle	●			●							●					●		●			●	●									●																	
	Belgium Cobble						●					●																																					
	Edgestone					●							●	●																																			
Circles & Inlays	Old Town Flagstone Circle						●													●							●																					●	
	Old Town Flagstone Quartered Square						●													●						●																						●	
	Old Vienna with paver-shield™		●					●			●	●							●			●													●								●						
	Ridge Circle	●	●						●	●						●	●	●				●	●		●	●		●			●	●	●		●				●					●		●			
	Rustico Circle	●	●		●							●					●		●			●	●		●							●			●							●		●					
	Sante-Euro Circle						●				●	●					●		●			●	●									●			●											●			
	Wetherdale Circle						●														●						●																					●	

A COLOR FOR EVERY PROJECT

		Adobe Blend	Autumn Blend*	Autumn Cotswold	Bayberry Blend*	Beige/Brown	Bluestone	Brown	Cappuccino Blend*	Caramel Tan*	Chamois	Charcoal	Charcoal/Buf	Charcoal/Grey	Charcoal/Red	Chesapeake Blend*	Crab Orchard Blend*	Desert Rose*	Fire Island Blend	Fossil Buf	Gironde*	Golden Brown Blend	Granite City Blend	Li	Li	Li	Marble Blend*	Mocha	Mocha Blend	Mojave	Natural	Oceanic Blue*	Oyster Blend*	Pennsylvania Blue**	Pewter	Raven*	Red	Salmon	Silver Grey	South Bay Blend*	Sunset Buf	Terra Cotta Blend	Travertina*	Umber	Westchester Blend	York Brown										
Environmental	Checker Block®																																																							
	Eco-Ridge 80mm																																																							
	Eco-Tre	●																																																						
	SF-Rima®																																																							
	Turfstone																																																							
Nicostone	Grand Flagstone						●																					●																							●					
	Natural Cleft Flagstone						●														●							●																							●					
	Old Town Flagstone						●														●							●																							●					
	Thermal Finish Flagstone						●														●							●																							●					
	Versailles Travertine																				●						●																													
	Wetherdale Patio Pack						●														●							●																							●					
Landscape Walls	Natures Creations																			●																																				
	5" Colonial Wall	●					●										●	●		●			●	●								●																	●		●					
	6" Colonial Wall	●					●		●								●	●		●			●	●		●				●			●															●		●						
	Belvedere Wall						●																				●																									●				
	Claremont Wall						●																				●																									●				
	Kodah Wall						●																				●																									●				
	Mini Colonial Wall	●					●		●								●	●		●			●	●		●			●			●																●		●						
	Stonegate® Contemporary Wall	●					●					●					●	●					●	●								●	●																●		●					
	Verona Wall	●					●					●					●	●					●	●								●	●																●		●					
Retaining Walls	Alta Wall					●							●	●	●																																									
	Alta Pro Wall					●							●	●	●																																									
	Compac III Straight Split Wall					●							●	●	●																																									
	Everloc™ Wall					●							●	●																																										
	Firma® Wall	●																●					●	●								●																								
	Outcropping						●																						●																							●				
Garden Walls	Trinity® Wall					●							●	●																																										
	Mountain Block						●						●	●														●																							●					
	Serafina Wall	●					●											●		●			●	●								●															●		●							
	Sierra Wall	●										●						●		●				●							●																									

Piers, Coping, Caps & Steps

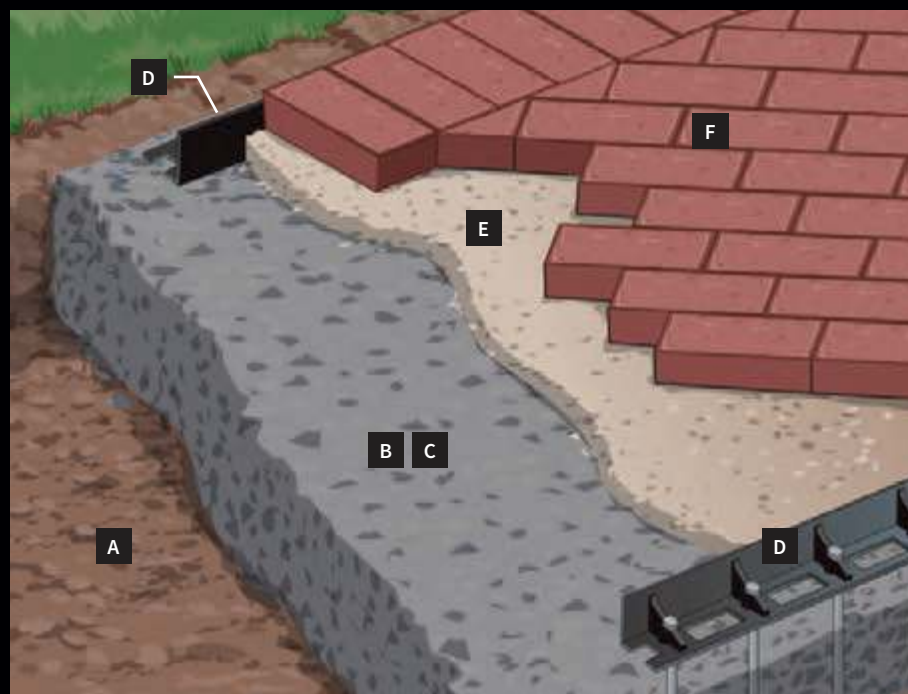
	Adobe Blend	Autumn Blend*	Autumn Cotswold	Bayberry Blend*	Beige/Brown	Bluestone	Brown	Cappuccino Blend*	Caramel Tan*	Chamois	Charcoal	Charcoal/Butt	Charcoal/Grey	Charcoal/Red	Chesapeake Blend*	Crab Orchard Blend*	Desert Rose*	Fire Island Blend	Fossil Buff	Gionde*	Golden Brown Blend	Granite City Blend	Lilac*	Lilac Blend	Marble Blend*	Mocha	Mocha Blend	Mojave	Natural	Oceanic Blue*	Oyster Blend*	Pennsylvania Blue**	Pewter	Raven*	Red	Salmon	Silver Grey	South Bay Blend*	Sunset Buff	Terra Cotta Blend	Travertine*	Umber	Westchester Blend	York Brown					
4x12 Fullnose	●										●							●			●	●																											
6x12 Fullnose	●	●		●			●	●	●	●	●				●	●	●	●			●	●		●			●	●		●	●	●		●	●			●		●	●			●					
8x12 Fullnose	●										●					●		●			●	●					●	●																					
5" Colonial Pier Kit	●				●									●	●		●				●	●								●									●		●								
6" Corner	●				●	●		●				●	●	●	●	●		●			●	●		●			●			●							●			●		●							
8" Corner					●							●	●	●																																			
8" Everloc™ Corner					●							●	●																																				
Belvedere Pier/Cap/Coping						●																			●																					●			
Claremont Pier and Cap						●																			●																					●			
Dimensional Coping						●																				●																						●	
Irregular Steps						●																				●																						●	
Kodah Pier and Cap						●																				●																						●	
Mini Colonial Pier Kit	●					●		●							●	●		●			●	●		●			●				●							●			●		●		●				
Multi Cap	●				●						●	●	●	●		●					●	●						●		●																●			
Pier Caps						●	●													●																											●		
Old Town Pool Coping			●			●														●						●																					●		
Rockface Multi Cap						●														●			●		●																							●	
Rockface Step Units						●	●													●																													
Rockface Treads						●	●													●																													
Roma Step							●				●											●									●									●		●		●					
Stepping Stones			●			●														●			●																									●	
Stonegate® Pier and Cap	●					●					●				●	●					●	●								●	●							●		●		●		●					
Thermal/Fullnose Treads						●	●													●																													
Verona Pier Kit	●					●					●				●	●					●	●								●	●							●		●		●		●					
Versailles Pool Coping																				●					●																								

See the Outdoor Living section for color swatches of our Fire Pits, Fireplaces, Kitchens and more.

PAVER INSTALLATION

MATERIALS NEEDED

Gloves
Tape Measure
Stakes
Shovel
3 lb. Hammer
Levels
Line Level
Carpenters Square
String Line
Broom
Wheelbarrow
Pry Bar
Wire Cutters
Mason's Chisel
Markers
Screed Board
Two 1" o.d. Screed Pipes
Plate Compactor
Paver Cutter
Diamond Blade Table Saw



- A. Compacted Sub-Base
- B. 4" - 6" Compacted Aggregate (for Pedestrian Traffic)
- C. 8" - 12" Compacted Aggregate (for Vehicular Traffic)
- D. Edge Restraints
- E. 1" Bedding Sand
- F. Pavers

BEFORE YOU BEGIN

Your dealer can assist you in obtaining the necessary materials and equipment needed to complete your paving stone installation.

*Three color blends are not recommended for projects less than 500 sq.ft

Lay out your entire paver pattern prior to cutting any stones.

Find an area away from your installation to cut pavers. Concrete dust created by saw cutting pavers can stain the surface.

The use of an approved safety mask is recommended when cutting any concrete products.



1. PLAN

Determine the area to be paved. Measure for square footage and sketch a diagram of the shape & pattern of paving stone desired.



2. PREPARE / EXCAVATE

Before beginning excavation, make sure there are no utility lines within the area to be paved. Excavate area to the proper depth depending on the type of traffic.



3. GRADE

Establish the finish grade and slope or pitch of pavement to allow for drainage. Lay out the lines and corners with string line and stakes. Compact sub-base.



4. PREPARE / EXCAVATE

Spread aggregate base uniformly throughout the entire excavated area and 8 in. beyond perimeter lines. Base aggregate material should be processed 3/4" minus gravel or crushed concrete blend.



5. BASE COMPACTION

Compact the base aggregate evenly throughout the area with a mechanical plate compactor. Do not compact the base aggregate in more than 4" layers. The compacted base should conform to the contour of the finished paved area. The grade of the base aggregate should be 3" to 4" below the finished paving stone surface depending on the thickness of the paver.



6. EDGE RESTRAINTS

Install edge restraints as required. Pavers butting against curbs or

foundations will not need an edge restraint. Various types of edging materials can be used. Nicolock recommends a Snap Edge edge restraint system since it is easy to install and will not rot or decay.



7. BEDDING

Spread 1" of concrete sand evenly over the compacted base. Screed the bedding sand to a level, smooth surface using a screed board. For areas wider than the width of the screed board, use 1" conduit pipe as screed guides 4' apart. Screed sand, remove screed rails & fill in depressions with fresh sand. You should end up with a complete layer of smooth sand. Do not disturb sand bed after it has been screeded.



8. PAVER PLACEMENT

Begin placing paving stones on the screeded sand bed in the desired pattern. Hand place the paving stones with a hand tight joint. Work from the paving stone side of the installation as they are set. To achieve the best mixture of colors and blends, remove pavers from delivered bundles section by section, not layer by layer, and work from several bundles at a time. Cut pieces as needed to fill in the pattern.

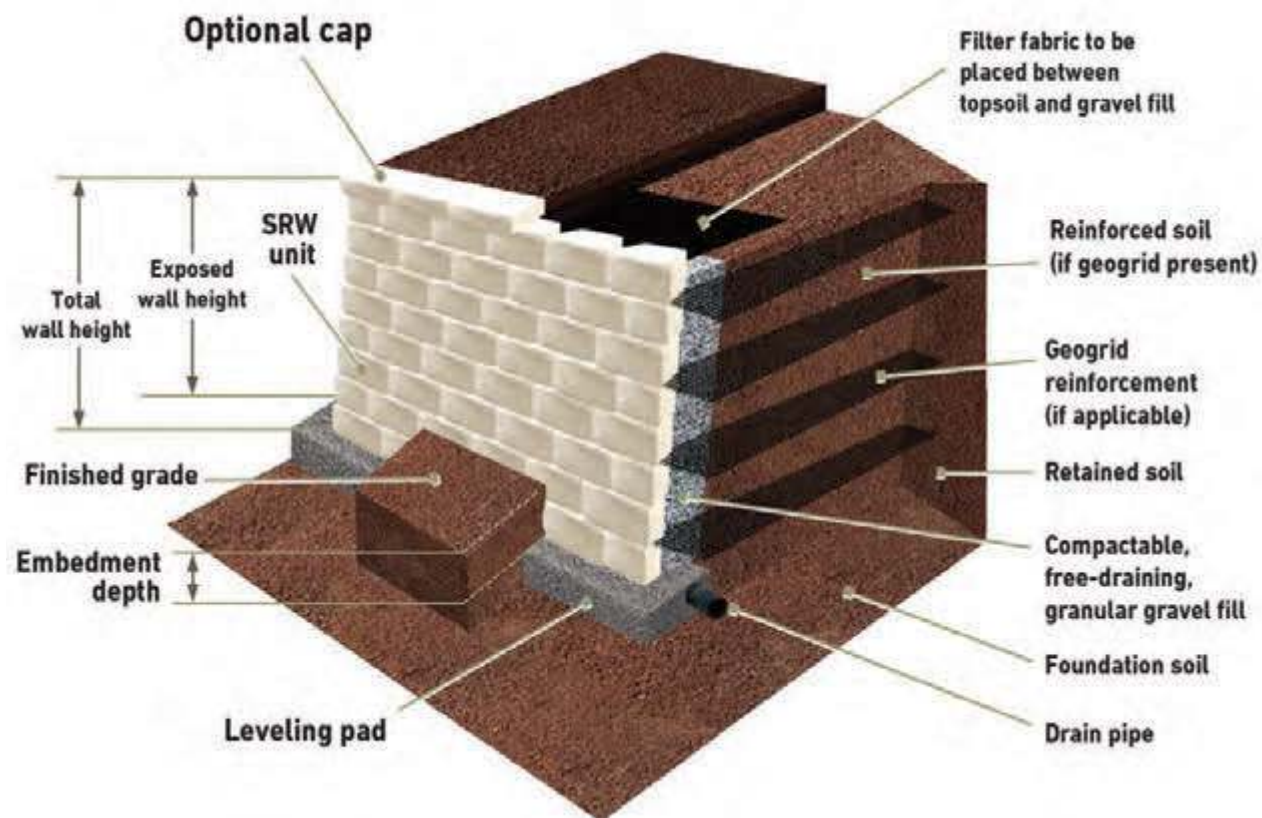
FINISHING

When complete, sweep surface clean. Spread a fine jointing sand over the entire surface and broom sweep to fill all joints. Leaving excess sand on the paving stone surface, tap the paving stones into the setting bed with the mechanical plate compactor with a rubber pad. Broom sweep more sand to fill any open joints. Finally, backfill over the top edge restraint and grade. Your installation is now complete and ready for use.

RETAINING WALL INSTALLATION

Materials Needed

- Gloves
- Tape Measure
- Stakes
- Shovel
- 3 lb. Hammer
- Levels
- Line Level
- Carpenters Square
- String Line
- Broom
- Wheelbarrow
- Pry Bar
- Wire Cutters
- Mason's Chisel
- Markers
- Screed Board
- Two 1" o.d. Screed Pipes
- Plate Compactor
- Paver Cutter
- Diamond Blade Table Saw



NOTE: The following Installing procedures apply to all Nicolock retaining wall units constructed as a conventional gravity wall system.

PREPARING/EXCAVATING: Before beginning excavation, make sure there are no utility lines in the wall area. Excavate area to the proper depth. For geogrid-reinforced retaining walls or for more detailed information, consult your local distributor or contact Nicolock.

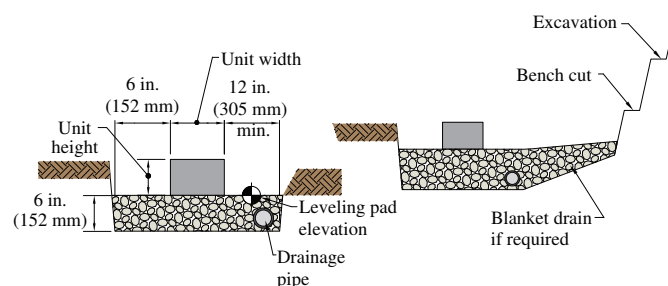
For most non-critical walls (and under favorable soil conditions) Nicolock wall units are constructed as a conventional gravity wall system. Walls up to 3 feet in height (2 ft. 6 in. for Sierra) are attainable without the need for soil reinforcement (geogrid). Recommended installation procedures should be followed to ensure the life of your wall structure.

1. SITE PREPARATION AND EXCAVATION

Excavate a trench a minimum of 6" beyond the front and back of the wall block. Dig trench 9" to 14" deep, enough to create a 6" thick leveling pad and to bury at least one whole wall block below grade. Compact the soil at the bottom of trench. Shape the slope behind wall to allow for 12" of drainage material.

2. INSTALL LEVELING PAD

Place filter fabric in trench and up the cut slope. Fill trench with clean, graded aggregate and compact.



3. PLACE BASE COURSE (FIRST ROW)

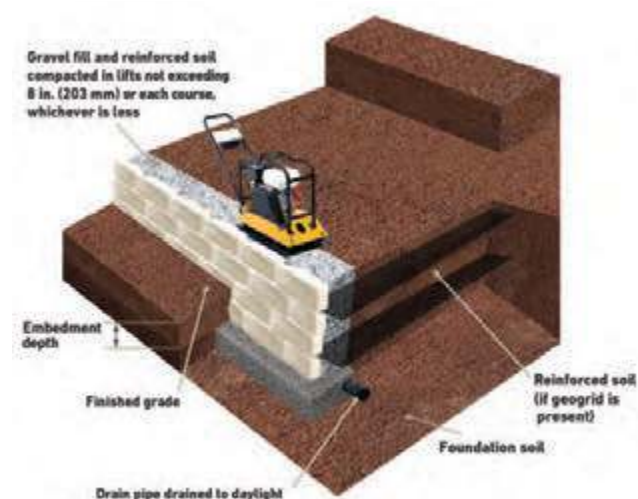
Position a level string line at the straight face of the unit to maintain alignment. Place the wall units side by side in the center of the prepared base. Bury the first course of block below grade to a depth equal to 10% of the height of the wall or a minimum of 6", whichever is greater. Level units from side to side, and front to back.

4. DRAINAGE SET-UP

Fill the space in front of wall with clean fill to grade to hold units from shifting. Place a perforated pipe behind wall on top of base for drainage. Fill any block cores and the drainage area with clean aggregate keeping filter fabric in place. Backfill soil on outer side of fabric and compact.

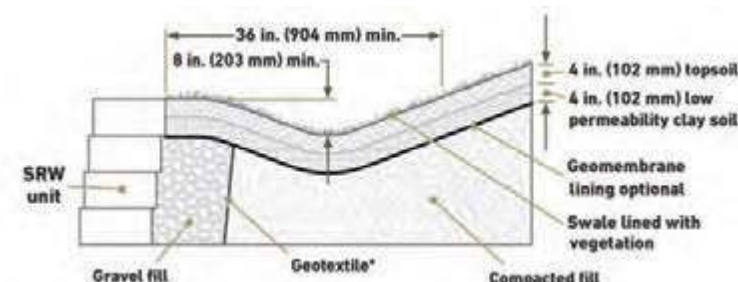
5. STACKING UNITS

Place successive courses by fitting the keys and grooves onto the units in the row below (if applicable). Keep the tops of each course clean to maintain a level surface. Stack units one layer at a time in a running bond pattern (crossing joints). Utilize geogrid when the wall height is 3 ft or more or as required by the project engineer or approved design drawings.



6. PLACE GRAVEL AND BACKFILL MATERIALS

Continue building the wall to the desired height. Backfill with clean aggregate behind each course as completed. Backfill and compact soil. Finish the wall by securing the wall cap with a suitable masonry adhesive.



*Geotextile may be necessary when the infill soil includes fine-grained sand that have the potential to infiltrate the gravel fill

Note: Illustrations shown are not for construction purpose. Please confer with your local engineer for proper placement of geogrid.

Important: Walls higher than 36" above grade, terraced walls, weak soils, and other loading conditions require special considerations in design and construction. This should be done by a qualified engineer & a professional contractor. Check with your local building department for code requirements.

STAIN REMOVAL

The stain removal methods suggested here are merely a guide and may not work to your satisfaction in all instances. Nicolock is not responsible for any damage caused while using these methods. Nicolock recommends that you keep several pavers from your initial installation available to replace any pavers that become damaged or excessively stained or soiled.

ALGAE & FUNGAL GROWTHS

Apply a fungicide according to manufacturer recommendation.

BEVERAGE STAINS

Scrub the stain with hot soapy water. For stubborn stains apply a 1:10 diluted sodium hypochlorite solution (household bleach) use according to the manufacturer's recommendations.

CHEWING GUM

Chewing gum is best removed with a suitable aerosol freezing agent before scraping it off. Use according to the manufacturer's recommendations.

FRESH OIL STAINS

Soak the oil up with an absorbent cloth or paper towels. Do not wipe. Then cover the affected area with a 'dry' absorbent powder and leave for 24 hours. Repeat until the powder has absorbed all or as much of the oil as possible.

If a stain persists, apply a recommended cleaner according to the manufacturer's recommendations.

PAINT /WOOD-STAIN /VARNISH

Soak up the spillage with an absorbent cloth or paper towels. Do not wipe. The stained area should be immediately scrubbed with scouring powder and water.

The stained area should be immediately scrubbed with detergent and water. Paint removers or solvents should not be used on stains that are less than a week old, as this will increase penetration into the concrete. Scrape off as far as possible. Apply an appropriate proprietary paint remover, preferably one supplied as a thick gel. Follow the manufacturer's recommendations or contact the paint manufacturer.

WOOD PRESERVATIVES /CREOSOTE

Soak the stain with mineral spirits and scrub with a hot detergent and water. Finally rinse thoroughly with clean water, or contact the manufacturer of the preserver.

ASPHALT & EMULSIFIED ASPHALT

Chill with ice (if warm outside), scrape away & scrub the surface with scouring or abrasive powder. Rinse with water.

CUTBACK ASPHALT & ROOFING TAR

Use a soft moist putty made with talc or diatomaceous earth (available wherever pools supplies are sold.) Mix with kerosene, scrub, let dry and brush off. Repeat as needed.

CANDY, KETCHUP, MUSTARD, GREASE DRIPPINGS FROM FOOD

For stubborn stains, apply liquid detergent full strength and allow it to penetrate for 20-30 minutes. Scrub and rinse with hot water. Removal is easier if these stains are treated immediately.

CAULKING

Scrape off excess and scrub with denatured alcohol. Rinse with hot water and detergent. For acrylic latex caulk - follow guidelines for removal of latex paint.

CLAY SOIL

Scrape off dry material, scrub and rinse with hot water and strong detergent.

CREOSOTE

Apply a solution made with paint thinner and talc. Scrub and allow to dry. Scrape off, scrub with scouring powder and rinse with water.

MORTAR

Let dry but not harden and carefully remove spots with a trowel, putty knife or chisel.

LEAF, WOOD ROT OR TOBACCO STAINS

Apply household bleach diluted 10:1 with water (10 parts water) and scrub with a non-metallic stiff bristled brush.

OIL OR GREASE THAT HAS PENETRATED

Mop up any excess oil with rags. Cover the area with oil absorbent talc, (kitty litter). Diatomaceous earth can also be used. Leave it on the stain for a day, then sweep up.

PAINT

Fresh paint should be mopped up immediately with rags or paper towels by blotting. Do not wipe as this will spread the paint and extend the job of removal. If the paint is latex and water-based, soak and then scrub area with hot water, scouring powder and a non-metallic stiff brush until no more improvement is seen. Let the remaining paint dry and remove as described below.

DRIED PAINT

Scrape any excess oil-based paint, varnish or water based latex paint off the surface. Apply a commercial paint remover and let sit for 20-30 minutes. Loosen with gentle scrubbing. Do not rub the loosened paint into the surface of the pavers. Instead, blot up the loosened paint and thinner. Repeat as necessary.

TIRE SKID MARKS

Scrub black area with water, detergent and scouring powder.

ABOUT EFFLORESCENCE:

Efflorescence is a whitish, powder-like deposit that may sometimes appear on the surface of the paving stones. It may appear immediately or within a short time after installation. Left alone, normal wear and exposure to the elements will dissipate the efflorescence. Efflorescence does not affect the structural performance or durability of concrete pavers. Efflorescence is a normal occurrence in all cement based products, as well as many colored paving products. Because it is a natural reaction to the

proper hydration of concrete, Nicolock accepts no responsibility or liability for replacement.

If there is a need to remove the efflorescence before it naturally wears away, best results are obtained by using an efflorescence remover which is available from most mason supply dealers. Do not use muriatic acid.

If a sealer is to be applied to the paving stones, it is recommended that any presence of efflorescence be removed prior to sealer being applied. For installations over a new or existing concrete base, a cementitious setting bed, or with mortared joints, the occurrence of efflorescence is more likely. Precautions for proper drainage of the paving stones system should be taken to minimize this occurrence.

WHAT IS EFFLORESCENCE?

Efflorescence is a natural phenomenon and can occur with any cement based product, as well as other paving products. It may appear randomly and will possibly appear more pronounced on colored paving slab.

The white bloom may give the impression that the color of the paving slab is fading but, when wet, you will find that the efflorescence vanishes and the paving slab returns to its original shade. The white bloom will often return again when the paving slab dries. Be assured that efflorescence has no detrimental effect on the performance of the paving slab and will generally disappear with time.

HOW DOES EFFLORESCENCE OCCUR?

All concrete products contain cement which produces water soluble calcium oxide (lime).

Concrete paving materials contain millions of tiny invisible pores; when moisture penetrates into these pores - either from rain, dew or condensation - it dissolves part of the lime to make calcium hydroxide.

When the slab dries out, the calcium hydroxide rises to the surface and reacts with the carbon dioxide in the air, sometimes leaving a white bloom of calcium carbonate once the water has evaporated.

WILL EFFLORESCENCE DISAPPEAR NATURALLY?

Yes. The efflorescence action is arrested by carbon dioxide reacting with calcium oxide within the pores of the concrete. The efflorescence itself is then, over a period of time, either converted back to soluble salts and washed away by rain or simply disappears through the action of trafficking, snow or ice.

Once the efflorescence has disappeared naturally it does not usually recur. It is therefore not necessary to replace the paving or to take other measures against efflorescence.

HOW LONG WILL EFFLORESCENCE LAST?

This is difficult to predict as factors such as climate, location and conditions (damp/shady or open/sunny) are variables which can affect the extent of the phenomenon. However, on average, it can take from 12 months to 24 months to disappear.

FAQ

WHY DO NICOLOCK PAVERS MAKE THE BEST PAVEMENT?

Not only are Nicolock pavers beautiful, but they provide the best pavement solution in freeze/thaw conditions, when installed over a compacted aggregate base. Installation over a compacted aggregate base results in a pavement that is strong, yet flexible enough to move as the ground shifts without breaking apart, rutting or heaving. In addition, they can be “unzipped” to allow for repairs or access to utility lines. Unlike asphalt and other surfaces, pavers are virtually maintenance-free. And, by definition, concrete pavers are about 3 times stronger than regular poured concrete.

WHAT MAKES PAVER-SHIELD™ BETTER THAN THE COMPETITION?

paver-**shield**™ is not a thin veneer of color coating. paver-**shield**™ pavers are guaranteed to look great year after year, retaining their vibrant color and smooth texture. Products without paver-**shield**™ may look worn and faded over time with exposed aggregate on the surface.

DOES THE COLOR GO ALL THE WAY THROUGH NICOLOCK PAVERS?

All Nicolock pavers have color throughout. Those manufactured with our exclusive paver-**shield**™ process have an extra concentration of cement and pigment on the wear layer providing deep rich colors and a smooth, dense wear layer.

CAN I USE A PRESSURE WASHER TO CLEAN MY PATIO?

Yes – but, as always, follow the manufacturer’s instructions carefully. Do not pressure wash your patio too strongly or too frequently as you may damage the surface of the paver.

CAN PAVERS BE INSTALLED OVER A POURED CONCRETE BASE?

Absolutely, provided certain steps are taken. Care must be taken so that water does not pool underneath the pavers. Drainage holes should be drilled in large slabs and filled with pea gravel and covered with landscape fabric. Edge pavers must be restrained to keep joints from opening up.

CAN I USE A SEALER ON MY PATIO?

Yes – check proprietary manufacturer’s instructions and suitability for sealing concrete paver. Please note: applying sealant to paver may affect the color.



HOW DO PAVERS COMPARE WITH PATTERNED CONCRETE?

Patterned concrete pavements are slabs of concrete that are embossed with a pattern. Therefore, they are prone to the same problems with freeze/thaw cycles, namely cracking and spalling. Also, unlike Nicolock pavers, patterned concrete pavements don’t allow access to underground utilities or the ability to make repairs. At virtually the same price installed per square foot, Nicolock Pavers are clearly a superior choice.

HOW DO I DETERMINE HOW MUCH STONE BASE MATERIAL AND SAND SETTING BED MATERIAL I NEED?

One half ton of modified stone or sand will cover about 100 square feet at 1” thick. Using a 10’ x 10’ (100 square feet) patio as an example, you would need 1/2 ton of sand for the setting bed (1” thick) and 3 tons of modified stone for the base (6” thick). You’ll need about 5% more sand for the joints between the pavers. The thickness of the base material depends on the application and subgrade soil conditions (use a thicker base for poorly drained soils). As a rule of thumb, you’ll need 4” to 8” of base material for walkways and patios, and 8” to 12” for driveways and parking lots.

I HAVE WHITE DEPOSITS ON MY PAVERS/WALLS, WHAT IS IT?

You are probably referring to efflorescence, a natural and common occurrence in many concrete products. Efflorescence occurs when natural salts come to the surface and leave behind a white deposit that can normally be brushed off. This is not a product defect or harmful to pavers and walls and Nicolock accepts no liability for its occurrence. It will usually weather away with time.

HOW CAN I REMOVE MOSS OR MOLD FROM MY PAVERS?

Try liquid bleach diluted in water (10 parts water to one part bleach). Be careful not to get it on plant material. Keep in mind that there is nothing that will keep moss and mold from reappearing in a shady, damp area.

WHAT IS POLYMERIC SAND AND WHAT IS ITS ADVANTAGE?

Polymeric sand is a high-tech mix of graded sand and binder, specially formulated for filling joints between pavers. When installed properly, polymeric sand will remain in the paver joints and inhibit weed growth and insect infestation.

CAN I USE NICOSTONE PAVING INSIDE MY HOUSE?

Yes – but it is preferable to seal the paving with a sealer after laying inside to protect against stains and reduce incidence of dust.

WHY DO THE PAVING STONES HAVE DARK PATCHES?

This is due to differential weathering, where the surface of the paving has cured at different rates, causing darker color variation on the paving. Generally this is exaggerated by the presence of efflorescence which, once removed, will reduce the effect of the dark patches. As with efflorescence the dark patches will generally disappear with time.

HOW OFTEN SHOULD I CLEAN MY PATIO?

Regular washing and brushing should be adequate to maintain your patio in pristine condition. However, you may wish to clean your patio using a recommended cleaner. This can enhance its appearance but it may affect long term durability and should only be used sparingly (only two or three times during the lifetime of the paving). Consult your paving supplier for advice and a suitable cleaning product.

WHAT ARE THE BENEFITS OF SEALING MY PAVERS? HOW LONG DO I NEED TO WAIT BEFORE I APPLY A SEALER?

Sealers help resist stain and may enhance the color. Some can also bind the sand in the joints to make it difficult for weeds to germinate. As a rule of thumb we generally want you to wait at least six months to allow any efflorescence to appear. Prior to the application of any sealers, the pavers must be cleaned with an appropriate product to remove dirt and efflorescence.

CAN NICOLOCK PAVERS BE USED FOR MY DRIVEWAY?

Absolutely! For residential driveways, 8” to 12” of compacted base material is recommended. A standard 2-3/8” thick paver can be used for light vehicular (cars & pickup trucks) applications. A herringbone pattern is most suitable in these situations. (Not applicable for Stone Ridge XL, Blue Ridge series and Nicostone products.)



Not only do Nicolock Pavers make an attractive pool deck, but they also provide a slip-resistant walking surface. Pavers actually are better than poured concrete around pools from the standpoint that the joints will take on moisture and leave the pavement cooler under foot. Like all products that are used outdoors, lighter colors will tend to stay cooler as they reflect the sunlight. Furthermore, our Fullnose and Pool Coping Pavers are ideal for the pool's edge. Make sure the base material around the pool is well compacted before installing pavers. Safety covers can also be installed over pavers with the use of special anchors.

WILL WEEDS GROW BETWEEN MY PAVERS?

Weeds and grass between pavers occur when seeds or spores lodge in the joints between pavers. They will not grow from underneath. This can be minimized by using polymeric sand or mixing a pre-emergent granular weed killer into the joint sand. If weeds do appear, a spot vegetation killer (such as Round-Up™) can be used and will not damage the pavers.

CAN I SHOVEL AND PLOW MY PAVERS?

Pavers can be plowed and shoveled just like asphalt, concrete and other pavement materials. In fact, snow and ice will normally melt faster because of the joints around the pavers. A plow blade with a rubber edge is recommended when needed. Do not use sharp objects to chop ice as they can damage the pavers.

WHAT SHOULD I USE TO MELT SNOW AND ICE ON MY PAVERS?

Nicolock recommends sand for slip resistance as it is the most environmentally friendly product for use on concrete products to make sure surfaces are skid and slip resistant.

If a de-icing product is used, Nicolock recommends using only NaCl (rock salt) and should be used sparingly, following the manufacturer's instructions. Once ice is loosened, remove immediately to avoid buildup of the de-icing agent.

De-icing agents of any kind are not recommended for our Nicostone line. We recommend using only sand for providing skid and slip resistance.

I'VE GOT A RAILROAD TIE WALL THAT IS ROTTING AND FALLING DOWN. WHAT CAN I DO?

Our segmental retaining wall systems provide an excellent solution to this problem. They are strong and will last a lifetime. Nicolock offers several different wall systems to meet your needs.

WHAT IS GEOGRID AND WHEN SHOULD IT BE USED?

As a rule of thumb, all walls over 3' high should be reinforced with geogrid. Geogrid is placed between the layers of block at different intervals to stabilize the soil behind the retaining wall and secure the wall face to the earth behind it. The height of the finished wall, soil characteristics, and the pressure on the wall caused by slopes, structures, and/or paved areas all affect the proper placement and lengths of geogrid.

WHAT IS RECONSTITUTED STONE?

Reconstituted Stone – is manufactured from the highest grade materials and will last for years. It is hand crafted, with molds taken from original natural stone for an authentic appearance. NicoStone products are a consistent thickness and is therefore easy to lay.

Colors – shades are subtle and subject to slight variations, especially highlighted in the weathered shades where many products are hand made to ensure a completely random, natural look. Colors will appear different depending upon the prevailing conditions such as sunlight, heavy shade or rain.

Therefore it is advisable to check the color and appearance of the actual product samples in dry daylight conditions before purchasing. Where possible, products should also be selected from the same production batch. Reconstituted stone will weather over time in a fashion similar to natural stone.

PAVING SLAB AND WALLSTONE COLOR

Please note that some products have a multi-color mix where the manufacturing process means that different color percentages are likely selected from multiple pallets prior to installation. Choose from three to five different packs.

Multi-colored products are produced randomly, therefore color proportions in different slabs may vary widely.

APPLICATION/SUITABILITY

Unless otherwise stated, the Nicostone materials featured in this catalog are intended for use in residential landscape projects. Nicostone decorative slabs are not suitable for driveways. The manufacturer cannot accept any liability where products have been used for any inappropriate purpose.

In the unlikely event of products reaching you in a less than satisfactory condition, please contact your local distributor directly, allowing time for the rejected product to be replaced. If a complaint is raised after laying the product, Nicostone cannot accept responsibility for any defect.

De-icing salts should not be used on NicoStone slabs.

SIZES & JOINT WIDTHS

All dimensions quoted in this catalog are nominal and are for guidance only. Actual sizes will vary, particularly on the products designed to replicate natural stone which have features such as riven profiles and fettled edges. Where space is critical, Nicostone recommends dry laying the product to check area required.

When laying random slabs and circles, and in particular Wetherdale Paving Slabs and Old Town Flagstone Paving Slabs with their fettled edges, joint widths will depend on the slab type & laying pattern chosen and will be variable – from approximately 1/2" to 1".

HANDLING

Standard manual handling techniques should be adopted when handling products. Some products in the Nicostone range are heavy or an awkward shape to lift and it is recommended that suitable lifting equipment be used for these products. Always wear gloves and safety footwear when handling product.

If product is to be cut, always wear safety goggles and when using a high speed saw also wear suitable respiratory protection, such as a dust mask.

Before removing wrapping or banding, ensure that the products are on level ground or retained in some way to prevent them from tipping over. When removing shrink wrapping and banding use the appropriate cutting tools; also it is recommended that safety goggles are worn.


Product should always be handled with care as breakages, chipping and other damage may result from mishandling. Minor scuffing can occur due to movement in transit and will generally disappear in time. If in doubt do not install the product, consult your NicoStone Representative.

SPECIAL NOTES

All measurements are nominal. Dimensions include the joint widths when fully installed. Dimensions/height: May vary up to 1/4" due to unique manufacturing technique. Nicostone provides only general installation guidelines, climate and soil conditions may vary by region.


PATTERNS | Patterns, whether simple or complex, help to define a paved area and add your own personality to your project. The following are examples of popular paver patterns.

RUNNING BOND



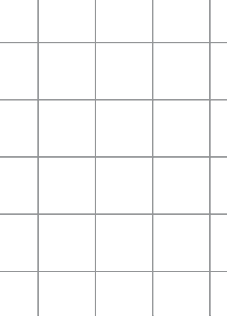
- | | |
|------------------------------|---------------|
| Blue Ridge | Pompeii |
| Cobblestone | Ridge Brick |
| Colonial Cobble Normal | Rustico 12x12 |
| Colonial Cobble 1-1/2 Normal | Rustico 6x6 |
| Country | Rustico 6x9 |
| Eco-Ridge | SF-Rima |
| Holland Stone | Stone Ridge |
| Olde Towne | |

STAGGERED RUNNING BOND




- Alpine Ridge
- Blue Ridge
- Colonial Cobble Normal & 1-1/2 Normal
- Country 6x6 & 6x9
- Olde Towne
- Rustico 6x6 & 6x9
- Stone Ridge

STACKED BOND




- | | |
|------------------------------|---------------|
| Colonial Cobble Normal | Ridge Brick |
| Colonial Cobble 1-1/2 Normal | Rustico 12x12 |
| Country 6x6 | Rustico 6x6 |
| Country 6x9 | Rustico 6x9 |
| Holland Stone | SF-Rima |

I PATTERN




- Colonial Cobble Normal & 1-1/2 Normal
- Country 6x6 & 6x9
- Rustico 6x6 & 6x9

BASKET WEAVE



- Eco-Ridge
- Holland Stone
- Ridge Brick

FRENCH ASHLAR




- Versailles Travertine




Alpine Ridge | Color: Travertina

RANDOM PATTERN




- (Stone Ridge Pattern Shown)
- Alpine Ridge
 - Colonial Cobble 4pc Combo
 - Country
 - Olde Towne
 - Rustico 4pc Combo
 - Blue Ridge

RANDOM PATTERN




- (Rustico or Colonial Cobble 4pc Combo Pattern Shown)
- Country
 - Olde Towne
 - Blue Ridge
 - Stone Ridge

90° HERRINGBONE




- Cobblestone
- Colonial Cobble 1-1/2 Normal
- Eco-Ridge
- Holland Stone
- Ridge Brick
- Rustico 6x9

45° HERRINGBONE



- Colonial Cobble 1-1/2 Normal
- Country 6x9
- Holland Stone
- Ridge Brick
- Rustico 6x9

MODIFIED HERRINGBONE



- Colonial Cobble Normal & 1-1/2 Normal
- Country 6x6 & 6x9
- Rustico 6x6 & 6x9



Stone Ridge XL | Color: Travertina



Versailles Travertine | Color: Marble Blend



LOCATIONS

New York

Corporate Headquarters

640 Muncy Avenue • Lindenhurst, NY 11757

P: 631.669.0700 • F: 631.669.0711

Nicostone by Nicolock

200 Henry Street • Lindenhurst, NY 11757

P: 631.669.0600 • F: 631.669.8052

Albany

One Mustang Drive • Cohoes, NY 12047

P: 518.888.2731 • F: 518.252.4937

New Jersey

482 Houses Corner Rd • Sparta, NJ 07871

P: 551.232.6443 • F: 973.425.5188

Pennsylvania

85 Ben Fairless Drive • Morrisville, PA, 19067

P: 201.932.4500 • F: 732.960.9950

New England

99 Stoddard Avenue • North Haven, CT 06473

P: 203.234.2800 • F: 203.985.0381

Massachusetts

241 Francis Avenue • Mansfield, MA 02048

P: 508.298.2243 • F: 508.590.7678

Maryland

8400 Progress Court • Frederick, MD 21701

P: 301.620.0100 • F: 301.620.0007

Delaware

1000 South Market Street • Wilmington, DE 19801

P: 302.981.0986 • F: 302.691.4500

Virginia

9124 Barricade Lane • Mechanicsville, VA 23116

P: 571.332.3513 • F: 571.406.1251



nicolock.com