



# LIBERTYSTONE™ HARDSCAPING SYSTEMS

“Premium color, quality texture,  
the very best in hardscapes”



PRODUCT CATALOG





## LIBERTYSTONE™ HARDSCAPING SYSTEMS

### *Why LibertyStone?*

As a consumer of hardscape products you have many options in today's marketplace. Your decision as to which company you choose for your pavers and retaining walls can be based on many factors. Color, Scale, Texture, Value, Durability, and Peace of Mind - are a few very important items that come to mind. LibertyStone™ products offer you each of these items and more.

Our colors and blends are considered amongst the finest in the industry. Vibrant, rich color tones along with unique, swirling blends elevate the LibertyStone™ product above all others. LibertyStone™'s wide variety of sizes and textures gives you a wealth of options to complement any landscape project. From clean, precise split faces to rich and warm fully tumbled masterpieces. In addition to producing product with brilliant appearance, LibertyStone™ pavers and walls are manufactured to last a lifetime and beyond. Rock solid durability and long term performance have been part of every product that we produce. Great reputation and word of mouth have been the foundation on which LibertyStone™ products have been built. You can certainly pay more for other hardscape products from manufacturers that have large marketing campaigns and that are heavily advertised on television or radio. LibertyStone™ prefers to let our product speak for itself, and by doing so, we pass the savings on to our valued customers. We invite you to compare our product side by side to other manufacturers when making the very important decision as to what hardscape product to invest in. We're certain that when the time comes the choice will be simple... LibertyStone™.



NORTHERN, NJ  
*Hazelnut*



SPARTA, NJ  
*Chestnut*





BERKELEY HEIGHTS, NJ  
*Desert*

## Table of Contents

### HISTORY & TRUETUMBLER 3-4

### GALLERIES

GALLERY	5-6
DRIVEWAYS	7-8
BACK YARD RETREATS PATIOS	9-12
POOLS	13-14
WALKWAYS	15-16
STEPS & STAIRS	17-18
PILLARS & COLUMNS	19-20

### SEGMENTAL RETAINING WALLS

#### TRUETUMBLER

KEYSTONE 6" COUNTRY MANOR	21-22
STONELEDGE 6" ASHLAR	23-26
STONELEDGE 6" STANDARD	27-28
STONELEDGE 3" ASHLAR	39-30
STONELEDGE 3" AND 6" COMBO	31-32
CORNERSTONE 8" ANTIQUE	33-34
VIENNA WALL 4"	35-36
TRUETUMBLER CORNERS, PIER KITS & CAPS	37-38

#### STANDARD

CORNERSTONE 8" STRAIGHT FACE	39-42
CORNERSTONE 8" RADIUS FACE	43-44
KEYSTONE 8" COMPAC II	45-46
MESA 8" STANDARD	47-48

MIRASTONE 6"	49-52
STONEVISTA 3" & 6" ASHLAR	53-54
STONEVISTA 6" STANDARD	55-66
GARDEN WALL 4" STRAIGHT & RADIUS FACE	57-58
STANDARD CORNERS, PIER KITS & CAPS	59-60

### 8 FOOT & UNDER PROGRAM

#### PAVERS

##### TRUETUMBLER

STONEFACE TRUETUMBLER	63-66
WAVERLY TRUETUMBLER	67-68

##### STANDARD

ABINGTON TEXTURE	69-72
HAMPTON PLAINS	73-74
SALEMSTONE	75-76
CIRCLE KITS	77-78
BULLNOSE	79-80

#### COLORS

RETAINING WALLS	81-82
PAVERS	83-84

#### SPECIFICATIONS

PRODUCT DATA GUIDE	85-89
WARRANTY & MORE INFO	90





## LIBERTYSTONE™ HARDSCAPING SYSTEMS

### *History*

---

LibertyStone™ has nearly 100 years of manufacturing experience and a widely respected name for producing high quality products at an exceptional value. Our state-of-the-art manufacturing plant is second to none and is located on over 60 acres with immediate access to all major interstates for quick and efficient distribution of our products. Our products are sold exclusively through our network of dealers that currently covers a 12 State area stretching from Virginia up through the New England States. LibertyStone™ operates its own stone quarries which ensures control over the consistency and quality of its raw materials on a day-to-day basis. We feel that high quality people are just as important as state-of-the-art equipment and we have some of the most experienced and progressive manufacturing personnel in the industry. LibertyStone™'s commitment to quality, service and value has been unwavering for nearly a century and it is on this foundation that all of our products are based.

---




BEDMINSTER, NJ

*Pavers: Brandy, Chestnut & Desert Mix  
Walls: Brandy, Chestnut & Nutmeg Mix*





PEAPACK, NJ  
*Desert*



NORTHERN NJ  
*Brandy*

## *True Tumbled Concept*

Tumbled pavers and retaining walls first appeared in the North American market over 15 years ago. The discriminating buyer immediately fell in love with their old world, time worn appearance. Over the years the process of fully tumbling product was found to be extremely costly and labor intensive. Many producers minimized costs by using antiquing or distressing machines. However, the look of truly tumbled pavingstones could not be replicated by using these machines. At LibertyStone™ we utilize newly developed, state-of-the-art equipment operated by some of the industry's most experienced technicians to provide the highest quality, fully tumbled pavingstones and retaining walls. These products feature LibertyStone™'s acclaimed vibrant colors and beautiful blends, all at an amazingly affordable price.





# Welcome Home!

NORTHEASTERN, PA  
*Desert*



# GALLERIES



ABOUT

GALLERIES

WALLS

PROGRAM

PAVERS

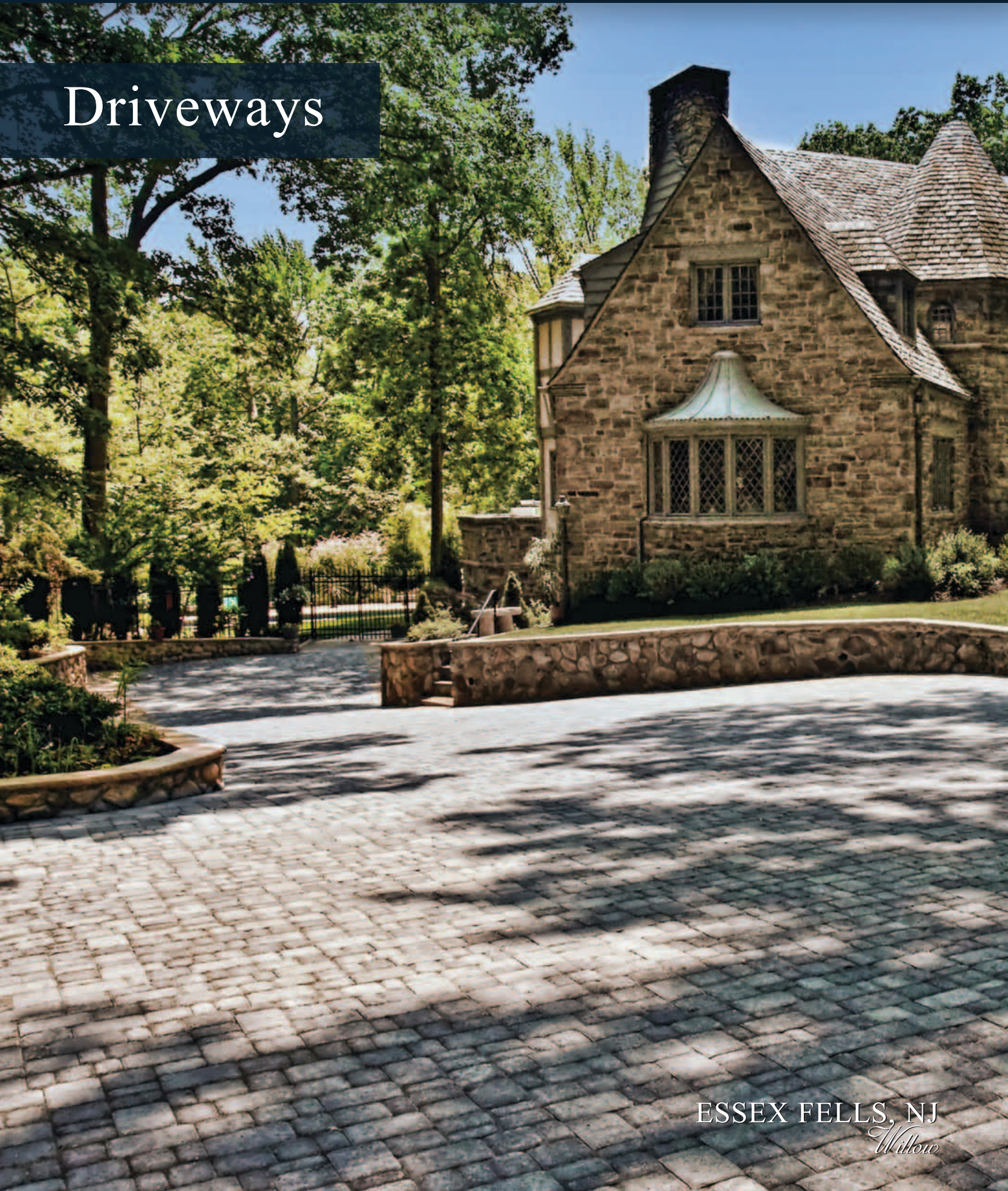
COLORS

SPECS

GOSHEN, NY  
*Willow*



# Driveways



ESSEX FELLS, NJ  
*Willow*



# GALLERIES



ABOUT

GALLERIES

WALLS

PROGRAM

PAVERS

COLORS

SPECS

SUMMIT, NJ  
*Hazlenut & Desert Mix*



# Back Yard Retreat Patios



WARREN, NJ  
*Harzenut*



# GALLERIES



WESTFIELD, NJ

*Brandy, Hazlenut, Chestnut & Desert Mix*



WARREN, NJ

*Pavers: Hazlenut  
Walls: Nutmeg*

ABOUT

GALLERIES

WALLS

PROGRAM

PAVERS

COLORS

SPECS



# Back Yard Retreat Patios



AUGUSTA, NJ  
*Desert*



# GALLERIES



ABOUT

GALLERIES

WALLS

PROGRAM

PAVERS

COLORS

SPECS

HOLMDEL, NJ  
*Nutmeg*



# Pools



OTISVILLE, NY  
*Hazlenut*



# GALLERIES



CLARKS SUMMIT, PA  
*Hazelnut*



SPARTA, NJ  
*Chestnut*

ABOUT

GALLERIES

WALLS

PROGRAM


PAVERS

COLORS

SPECS



# Walkways



WESTFIELD, NJ  
*Nutmeg*



# GALLERIES



FRANKLIN LAKES, NJ  
*Willow*

ABOUT

GALLERIES

WALLS

PROGRAM

PAVERS

COLORS

SPECS



# Steps & Stairs



BERKELEY HEIGHTS, NJ  
*Hazelnut & Desert Mix*



# GALLERIES



ABOUT

GALLERIES

WALLS

PROGRAM

PAVERS

COLORS

SPECS

NORTHERN NJ  
*Chestnut*



# Pillars & Columns



MT. ARLINGTON, NJ  
*Brandy*



# GALLERIES



STEPHENSBURG, NJ  
*Hazelnut*



LAKE HOPATCONG, NJ  
*Hulmeg*

ABOUT

GALLERIES

WALLS

PROGRAM

PAVERS

COLORS

SPECS



# Keystone 6" Country Manor



SOUTHERN, NJ  
*Desert*



# WALLS



Brandy



Chestnut



Desert




Hazlenut

*Keystone 6" Country Manor offers the appearance of rustic, hand-laid stone walls with the strength and ease of installation provided by the latest in modular, pin connected technology.*



Nutmeg



Willow



NOTHERN, NJ  
*Willow & Nutmeg Mix*

RETAINING WALL - KEYSTONE 6" COUNTRY MANOR

HEIGHT	LENGTH	WIDTH	PIECES/ SQ FT	SQ FT/ CUBE	PIECES/ CUBE
6"	6/8"	10"	3	6.6	20
6"	8/10"	10"	2.4	8.2	20
6"	12/12"	10"	2	10	20
6"	10/12"	10"	2	10	20
6"	14/16"	10"	1.5	13.33	20

All measurements are approximate.



ABOUT

GALLERIES

WALLS

PROGRAM

PAVERS

COLORS

SPECS



# Stoneledge 6" Ashlar



NORTH BRANCH, NJ  
*Desert & Chestnut Mix*



# WALLS





NORTHEASTERN, PA  
*Desert Hazelnut Mix*

*Versatile and elegant, Stoneledge walls give modern structures an old world style. The double sided Stoneledge system is ideal for structural walls as well as double sided screen wall applications.*

RETAINING WALL - STONELEDGE 6" ASHLAR					
HEIGHT	LENGTH	WIDTH	PIECES/ SQ FT	SQ. FT/ CUBE	PIECES/ CUBE
6"	6"	10"	.25	36	24
6"	12"	10"	.50	36	24
6"	18"	10"	.75	36	24

All measurements are approximate.



NORTHERN NJ  
*Nutmeg*

ABOUT

GALLERIES

WALLS

PROGRAM

PAVERS

COLORS

SPECS



# Stoneledge 6" Ashlar



NORTHERN, NJ  
*Willow & Hazelnut Mix*

NORTHERN NJ  
*Desert*





# WALLS



Brandy



Chestnut



Desert



Hazlenut



Nutmeg



Willow



HOLMDEL, NJ  
*Nutmeg*

ABOUT

GALLERIES

WALLS

PROGRAM

PAVERS

COLORS

SPECS



# Stoneledge 6" Standard

BEDMINSTER, NJ  
*Brandy, Chestnut & Nutmeg Mix*



# WALLS



Brandy



Chestnut



Desert



Hazlenut



Nutmeg



Willow

*Stoneledge 6" Standard is a single sided, high strength tumbled unit that combines structural integrity with old fashioned warmth and charm.*

CRANFORD, NJ  
*Nutmeg & Chestnut Mix*



## RETAINING WALL - STONELEDGE 6" STANDARD

HEIGHT	LENGTH	WIDTH	PIECES/ SQ FT	SQ FT/ CUBE	PIECES/ CUBE
6"	18"	12"	.75	36	48

All measurements are approximate.



ABOUT

GALLERIES

WALLS

PROGRAM

PAVERS

COLORS

SPECS



# Stoneledge 3" Ashlar



LIVINGSTON, NJ  
*Chestnut*



NEW PROVIDENCE, NJ  
*Desert*



# WALLS



Brandy



Chestnut



Desert



Hazlenut



Nutmeg



Willow



*Stoneledge 3" Ashlar is a double sided tumbled wall system which is perfect for free standing screen walls as well as sitting walls.*

## RETAINING WALL - STONELEDGE 3" ASHLAR

HEIGHT	LENGTH	WIDTH	PIECES/ SQ FT	SQ FT/ CUBE	PIECES/ CUBE
3"	6"	10"	.125	45	60
3"	9"	10"	.25	45	60
3"	12"	10"	.375	45	60

All measurements are approximate.

ROSS CORNER, NJ  
*Hazlenut*



ABOUT

GALLERIES

WALLS

PROGRAM


PAVERS

COLORS

SPECS



# Stoneledge 3" & 6" Combo



BUCKS COUNTY, PA  
*Nutmeg*



# WALLS



Brandy



Chestnut



Desert




Hazlenut

*The combination of 3" and 6" double sided Stoneledge units is the ultimate way to create an awe-inspiring finished project. The two heights used together replicate random stone patterns from a bygone era.*



Nutmeg



Willow



## LAKE HOPATCONG, NJ *Willow*

### RETAINING WALL - STONELEDGE 6" ASHLAR

HEIGHT	LENGTH	WIDTH	PIECES/ SQ FT	SQ FT/ CUBE	PIECES/ CUBE
6"	6"	10"	.25	36	24
6"	9"	10"	.5	36	24
6"	12"	10"	.75	36	24

### RETAINING WALL - STONELEDGE 3" ASHLAR

HEIGHT	LENGTH	WIDTH	PIECES/ SQ FT	SQ FT/ CUBE	PIECES/ CUBE
3"	6"	10"	.125	36	48
3"	9"	10"	.25	36	48
3"	12"	10"	.375	36	48





# Cornerstone 8" Antique



NORTHERN NJ  
*Willow*



# WALLS



Brandy




Chestnut



Desert



Hazlenut




Nutmeg



*Specially developed antiquing process simulates the appearance of old Brownstone. A very cost effective alternative to tumbled systems.*

## RETAINING WALL - CORNERSTONE 8" ANTIQUE

HEIGHT	LENGHT	WIDTH	PIECES/ SQ FT	SQ FT/ CUBE	PIECES/ CUBE
8"	18"	12"	1	40	40



RIDGEFIELD, NJ  
*Brandy*

ABOUT

GALLERIES

WALLS

PROGRAM

PAVERS

COLORS

SPECS



# Vienna Wall



ANDOVER, NJ  
*Hulme*



# WALLS



Brandy



Chestnut



Desert



Hazlenut



Nutmeg



Willow




*Highly versatile and rich in appearance - the Vienna Wall provides an old world flavor and charm. Ideal for garden walls, flower beds and planter boxes.*

## RETAINING WALL - VIENNA WALL

HEIGHT	LENGTH	WIDTH	PIECES/ SQ FT	SQ FT/ CUBE	PIECES/ CUBE
4"	12"	8"	.33	48	144

All measurements are approximate.

SUSSEX COUNTY, NJ  
*Hazlenut*



ABOUT

GALLERIES

WALLS

PROGRAM

PAVERS

COLORS

SPECS



# TrueTumbled Columns, Piers & Caps



16x16



22x22



28x28



27x27

---

*By utilizing the Stoneledge Corner/Pier Pallet, three different dimension piers can be built with no site modifications of any kind. (16"x16", 22"x22" or 28"x28") The units can also be used to build outside 90 degree corners as part of our Stoneledge series of 6" high retaining walls as well as dress of changes in elevation at the top of walls.*

*The Stoneledge 90 Degree Corner creates elegant 27"x27" columns quickly and easily. In addition the unit works seamlessly with the Stoneledge Standard unit to create outside 90 degree corners and to finish off step downs at the top of walls.*

*Our Stoneledge and Vienna TrueTumbled Caps offer the perfect finishing touch for all of our fully tumbled wall systems.*

---



# WALLS



Brandy



Chestnut



Desert



Hazlenut



Nutmeg



Willow

## STONELEDGE 6" CORNER/PIER PALLET

HEIGHT	LENGTH	WIDTH	PIECES/ SQ FT	SQ FT/ CUBE	PIECES/ CUBE
6"	6"	10"	0.25	18	24
6"	12"	10"	.5	18	24

## STONELEDGE 90° CORNER UNIT

HEIGHT	LENGTH	WIDTH	PIECES/ SQ FT	SQ FT/ CUBE	PIECES/ CUBE
6"	18"	9"	0.75	30	40

## STONELEDGE 3" CAP

HEIGHT	LENGTH	WIDTH	PIECES/ SQ FT	SQ FT/ CUBE	PIECES/ CUBE
3"	18"	12"	.375	64	-

## VIENNA WALL CAP

HEIGHT	LENGTH	WIDTH	PIECES/ SQ FT	SQ FT/ CUBE	PIECES/ CUBE
2 3/8"	12"	9"	.2	140	-

All measurements are approximate.



ABOUT

GALLERIES

WALLS

PROGRAM

PAVERS


COLORS

SPECS



# Cornerstone 8"

STRAIGHT FACE



FRANKLIN LAKES, NJ  
*Brandy*



# WALLS




## MIDDLETOWN, NY *Hazlenut*

*Quick and easy installation. No pins or connectors needed. Our superior blended colors are perfect for any residential or commercial wall application.*



## LONG ISLAND, NJ *Chestnut*



### RETAINING WALL - CORNERSTONE 8" STRAIGHT FACE

HEIGHT	LENGTH	WIDTH	PIECES/ SQ FT	SQ FT/ CUBE	PIECES/ CUBE
8"	18"	12"	1	40	40

All measurements are approximate.

ABOUT

GALLERIES

WALLS

PROGRAM

PAVERS

COLORS

SPECS



# Cornerstone 8"

STRAIGHT FACE




NORTHERN NJ  
*Willow*



EAST HANOVER, NJ  
*Chestnut*




# WALLS




Brandy



Chestnut



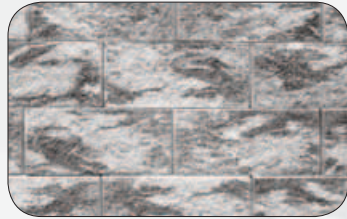
Desert



Hazlenut



Nutmeg



Willow



Buckskin



Clay



Midnight



Mist Gray



PLEASANT GROVE, NJ  
*Desert*

ABOUT

GALLERIES

WALLS

PROGRAM

PAVERS

COLORS

SPECS





# Cornerstone 8"

RADIUS FACE

HALEDON, NJ  
*Midnight*



# WALLS



Brandy



Chestnut



Willow



Buckskin



Clay



Midnight



Mist Gray




*Quick and easy installation. No pins or connectors needed. Unique curved face provides depth and texture.*

## RETAINING WALL - CORNERSTONE 8" RADIUS FACE

HEIGHT	LENGTH	WIDTH	PIECES/ SQ FT	SQ FT/ CUBE	PIECES/ CUBE
8"	18"	12"	1	38	40

All measurements are approximate.



TOTOWA, NJ  
*Clay*

ABOUT

GALLERIES

WALLS

PROGRAM

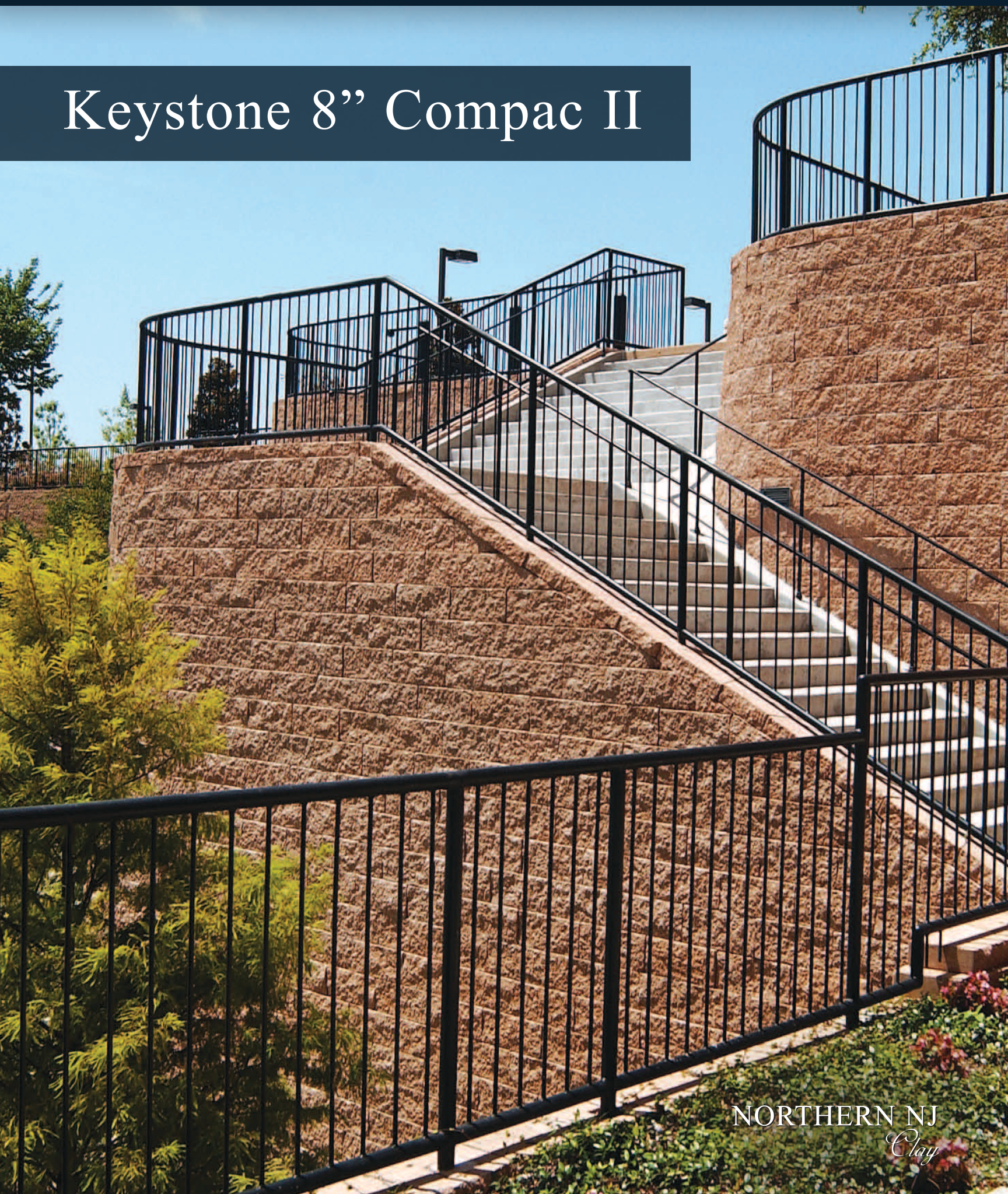
PAVERS

COLORS

SPECS




# Keystone 8" Compac II



NORTHERN NJ  
*Clay*



# WALLS



Willow



Chestnut



Desert



Nutmeg




*The Keystone 8" Compac II unit is the newest addition to the LibertyStone Product line and an installer's favorite. Featuring an open core design and the pin connection system that is trusted by engineers and contractors around the world.*

## RETAINING WALL - KEYSTONE 8" COMPAC II

HEIGHT	LENGTH	WIDTH	PIECES/ SQ FT	SQ FT/ CUBE	PIECES/ CUBE
8"	18"	12"	1	40	40

All measurements are approximate.

NY STATE  
*Clay*



ABOUT

GALLERIES

WALLS

PROGRAM

PAVERS

COLORS

SPECS



# Mesa 8" Standard

NORTHERN NJ  
*Nutmeg*



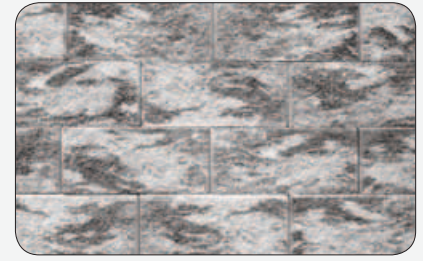
# WALLS



Brandy



Chestnut



Willow



*The Mesa 8" Wall System was designed for the Engineer that is looking for a positive end-bearing connection. Tensar geogrids must be used when constructing a Mesa Standard Wall.*

## RETAINING WALL - MESA 8" STANDARD

HEIGHT	LENGTH	WIDTH	PIECES/ SQ FT	SQ FT/ CUBE	PIECES/ CUBE
8"	18"	11"	1	48	48

All measurements are approximate.

NY STATE  
*Clay*



ABOUT

GALLERIES

WALLS

PROGRAM

PAVERS

COLORS

SPECS



# Mirastone 6"



MOOSIC, PA.  
*Nutmeg*



# WALLS



## ANDOVER, NJ *Desert*


*Developed for the customer who prefers a 6" height in a functional and strong unit.*



## RIVERHEAD, NY *Chestnut*

RETAINING WALL - MIRASTONE 6"					
HEIGHT	LENGTH	WIDTH	PIECES/ SQ FT	SQ FT/ CUBE	PIECES/ CUBE
6"	18"	12"	.75	36	48

All measurements are approximate.



ABOUT

GALLERIES

WALLS

PROGRAM

PAVERS

COLORS

SPECS



# Mirastone 6"



MOOSIC, PA  
*Nutmeg*



FLEMINGTON, NJ  
*Midnight*



# WALLS



Brandy




Chestnut



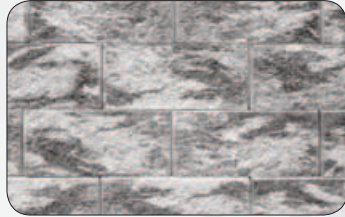
Desert



Nutmeg



Hazlenut



Willow



Buckskin



Midnight



LONG ISLAND, NY  
*Desert*

ABOUT

GALLERIES

WALLS

PROGRAM

PAVERS

COLORS

SPECS



# Stonevista 3" & 6" Ashlar



BERGEN COUNTY, NJ  
*Chestnut*



# WALLS




Brandy



Chestnut




Desert



Hazlenut



Nutmeg



Willow

*The Untumbled Stonevista Ashlar System is available in both 3" and 6" heights. It's double sided design makes it a truly versatile product perfect for any scenario. It's multiple lengths and clean lines recreate the look of sawn ashlar stone.*



AUGUSTA, NJ  
*Desert*


## RETAINING WALL - STONEVISTA 6" ASHLAR

HEIGHT	LENGTH	WIDTH	PIECES/ SQ FT	SQ FT/ CUBE	PIECES/ CUBE
6"	6"	10"	.25	36	24
6"	12"	10"	.50	36	24
6"	18"	10"	.75	36	24

## RETAINING WALL - STONEVISTA 3" ASHLAR

HEIGHT	LENGTH	WIDTH	PIECES/ SQ FT	SQ FT/ CUBE	PIECES/ CUBE
3"	6"	10"	.125	45	24
3"	9"	10"	.1875	45	24
3"	12"	10"	.25	45	24

All measurements are approximate.



ABOUT

GALLERIES

WALLS

PROGRAM

PAVERS

COLORS

SPECS



# Stonevista 6" Standard



LUZERNE COUNTY, PA  
*Willow*



# WALLS




Brandy



Chestnut




Desert



Hazlenut



Nutmeg



Willow




*The single sided splitface Stonevista 6" Standard unit is extremely versatile for both near vertical or set back applications. It's near solid design does not require core-filling.*

## RETAINING WALL - STONEVISTA 6" STANDARD

HEIGHT	LENGTH	WIDTH	PIECES/ SQ FT	SQ FT/ CUBE	PIECES/ CUBE
6"	18"	12"	.75	36	48

All measurements are approximate.

JEFFERSON, NJ  
*Hazlenut*



ABOUT

GALLERIES

WALLS

PROGRAM

PAVERS

COLORS

SPECS



# Garden Wall 4"

STRAIGHT & RADIUS FACE



JEFFERSON, NJ  
*Chestnut*



MIDDLETOWN, NY  
*Midnight*



# WALLS



Brandy



Chestnut



Willow



Desert



Clay



Midnight



Mist Gray




Brandywine



Buckskin

## RADIUS FACE COLORS



Brandy




Chestnut



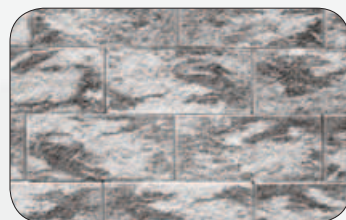
Desert



Hazlenut




Nutmeg



Willow

## STRAIGHT FACE COLORS



### GARDENER - 4" STRAIGHT & RADIUS FACE

HEIGHT	LENGTH	WIDTH	PIECES/ SQ FT	SQ FT/ CUBE	PIECES/ CUBE
4"	12"	8"	.33	48	144

All measurements are approximate.

*Features unique handholds for ease of placement, as well as a rear lip for interlocking and setback.*

ABOUT

GALLERIES

WALLS

PROGRAM

PAVERS

COLORS

SPECS



# Standard Corners, Piers & Caps



16x16



22x22



28x28



27x27x6



27x27x8

---

*By utilizing the Stonevista Corner/Pier Pallet, three different dimension piers can be built with no site modifications of any kind. (16"x16", 22"x22" or 28"x28") The units can also be used to build outside 90 degree corners as part of our Stonevista series of 6" high retaining walls as well as dress off changes in elevation at the top of walls.*


*The 6" & 8" high Universal 90 Degree Corner creates perfect 27"x27" columns quickly and easily. In addition, the unit works seamlessly with our Stonevista, Mirastone, Cornerstone & Mesa wall systems to create outside 90 degree corners and to finish off step downs at the top of walls.*

*Our 3" Universal Wall Cap and Gardener Wall Caps offer the perfect finishing touch for all of our standard wall systems.*

---




# WALLS




Brandy




Chestnut



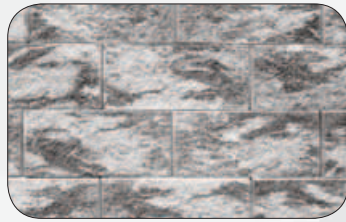
Desert



Hazlenut



Nutmeg




Willow



Buckskin



Clay



Midnight



Mist Gray

## STONEVISTA 6" CORNER/PIER PALLET

HEIGHT	LENGTH	WIDTH	PIECES/ SQ FT	SQ FT/ CUBE	PIECES/ CUBE
6"	6"	10"	0.25	18	24
6"	12"	10"	.5	18	24

## 6" UNIVERSAL 90° CORNER UNIT

HEIGHT	LENGTH	WIDTH	PIECES/ SQ FT	SQ FT/ CUBE	PIECES/ CUBE
6"	18"	9"	0.75	30	40

## 8" UNIVERSAL 90° CORNER UNIT

HEIGHT	LENGTH	WIDTH	PIECES/ SQ FT	SQ FT/ CUBE	PIECES/ CUBE
8"	18"	9"	1	40	40

## 3" UNIVERSAL WALL CAP

HEIGHT	LENGTH	WIDTH	PIECES/ SQ FT	SQ FT/ CUBE	PIECES/ CUBE
3"	18"	12"	.375	64	-

## GARDENER WALL CAP

HEIGHT	LENGTH	WIDTH	PIECES/ SQ FT	SQ FT/ CUBE	PIECES/ CUBE
2 3/8"	12"	9"	.2	140	-

All measurements are approximate.



ABOUT

GALLERIES

WALLS

PROGRAM

PAVERS

COLORS

SPECS



# 8 Foot & Under Program

LibertyStone™'s 8' & Under Retaining Wall Design Program is by far the most economical and comprehensive way to plan, bid, engineer and install an 8' high or under segmental retaining wall system.

Many municipalities are now insisting that proper engineering be completed prior to installing a structural retaining wall on any residential or commercial project. We are evolving the way that these walls are engineered and constructed by offering a simple, cost effective approach for a complete "one-stop-shop" packaged system.

We do this by linking you with local engineers and offering a complete "Pro's Guide" which contains step-by-step instructions for material estimating, installation methods to help your job run smoothly as well as helpful tips and techniques for ensuring that your LibertyStone™ Retaining Wall Project stands the test of time.

These guides are available separately for our Cornerstone, Mirastone, Stoneledge and Stonevista retaining wall systems and include over 170 easy-to-follow retaining wall designs. Be sure to ask your local LibertyStone™ Hardscaping Systems dealer for the "Pro's Guide" to 8' & Under Retaining Walls.






# PROGRAM


## DESIGNED TO ENSURE SUCCESS

With an extensive array of literature and materials, prepared by LibertyStone™ Hardscaping System's professional design team and engineers, you can ensure the success of all your "8 foot and under" wall projects.



### Cornerstone 8" Guide

Our most popular wall system for residential and commercial use. Build from over 170 easy to follow retaining wall designs.



### Stoneledge 6" Ashlar Guide

Our TrueTumbled™ wall system. Utilize its three distinct lengths to create an old world masterpiece.



### Mirastone 6" Guide

The little brother to our popular Cornerstone block. Mirastone's 6" height is perfect for scale sensitive applications.



## 8' & Under Program Binder

Each "8 Foot and Under" program binder contains all the technical information and resources to successfully construct your LibertyStone™ Segmental Retaining Wall. The program binder includes geo-grid samples, graphical design sheets, estimation software, soil sample bag, request for engineering form and over 170 pre-engineered retaining wall designs.



### Retaining Wall Design Charts

Choose from over 170 pre-engineered wall designs which are the product of years of technical expertise. Easy to follow, with well organized data, these designs are essential in the construction of segmental retaining walls. Further these charts can be specifically applied to most varieties of on-site soil and wall geometries (cases). These charts are available for our Cornerstone 8", Stoneledge 6" Ashlar and Mirastone 6" wall systems.

### Request for Engineering Form

Prior to construction, use this easy to follow form to effectively communicate your design needs to our professional civil engineering team. This is the surest way to ensure long term success of your retaining wall project.



### Soil Sample Bag

A proper retaining wall design is based upon specific soil types that are encountered prior to construction. Send this bag to our engineers to determine the exact soil type at your job location.

ABOUT

GALLERIES

WALLS

PROGRAM

PAVERS

COLORS

SPECS



# Stoneface TrueTumbled



PEAPACK, NJ  
*Desert*



# PAVERS



PEAPACK, NJ  
*Desert*

## STONEFACE TRUETUMBLER - 4X8, 6X6, 6X9


HEIGHT	LENGTH	WIDTH	PIECES/ SQ FT	SQ FT/ CUBE	PIECES/ CUBE
2-3/8"	7-13/16"	3-7/8"	4.5	120	540
2-3/8"	5-13/16"	5-13/16"	4	112	448
2-3/8"	8-13/16"	5-13/16"	2.66	105	280

## STONEFACE TRUETUMBLER - ASHLAR KIT 101 SQ FT / CUBE

HEIGHT	LENGTH	WIDTH	PIECES/ SQ FT	SQ FT/ CUBE	PIECES/ CUBE
2-3/8"	5-13/16"	2-13/16"	8	13.5	108
2-3/8"	5-13/16"	4-3/8"	5.33	20.3	108
2-3/8"	5-13/16"	5-13/16"	4	27	108
2-3/8"	8-13/16"	5-13/16"	2.66	40.6	108

All measurements are approximate.

*Stoneface TrueTumbled features a stone-like textured surface in a fully tumbled paver.*



ABOUT

GALLERIES

WALLS

PROGRAM

PAVERS

COLORS

SPECS



# Stoneface TrueTumbled



WAVERLY, PA  
*Desert*

LAFAYETTE, NJ  
*Brandy*





# PAVERS



Brandy



Chestnut



Desert



Hazlenut



Nutmeg



Willow



MERCER COUNTY, NJ  
*Desert*

ABOUT

GALLERIES

WALLS

PROGRAM


PAVERS

COLORS

SPECS



# Waverly TrueTumbled



NORTHERN, NJ  
*Brandy, Hazlenut, Chestnut, & Desert Mix*



# PAVERS



Brandy



Chestnut



Desert



Hazlenut



Nutmeg



Willow




*Waverly TrueTumbled features a smooth top in a fully tumbled paver.*

WAVERLY TRUETUMBLLED - 4X8, 6X6, 6X9					
HEIGHT	LENGTH	WIDTH	PIECES/ SQ FT	SQ FT/ CUBE	PIECES/ CUBE
2-3/8"	7-13/16"	3-7/8"	4.5	120	540
2-3/8"	5-13/16"	5-13/16"	4	112	448
2-3/8"	8-13/16"	5-13/16"	2.66	105	280

WAVERLY TRUETUMBLLED - ASHLAR KIT 101 SQ FT / CUBE					
HEIGHT	LENGTH	WIDTH	PIECES/ SQ FT	SQ FT/ CUBE	PIECES/ CUBE
2-3/8"	5-13/16"	2-13/16"	8	13.5	108
2-3/8"	5-13/16"	4-3/8"	5.33	20.3	108
2-3/8"	5-13/16"	5-13/16"	4	27	108
2-3/8"	8-13/16"	5-13/16"	2.66	40.6	108

All measurements are approximate.

FLORHAM PARK, NJ  
*Willow*



ABOUT

GALLERIES

WALLS

PROGRAM

PAVERS

COLORS

SPECS



# Abington Texture

DELAWARE WATER GAP, PA  
*Hazenut*



# PAVERS



LIVINGSTON, NJ  
*Desert,*

*Abington Texture features a subtle, wavy top surface with rolled edges.*

## ABINGTON TEXTURE - 6X6, 6X9

HEIGHT	LENGTH	WIDTH	PIECES/ SQ FT	SQ FT/ CUBE	PIECES/ CUBE
2-3/8"	5-13/16"	5-13/16"	4	112	448
2-3/8"	8-13/16"	5-13/16"	2.66	105	280

## ABINGTON TEXTURE - ASHLAR KIT 101 SQ FT / CUBE

HEIGHT	LENGTH	WIDTH	PIECES/ SQ FT	SQ FT/ CUBE	PIECES/ CUBE
2-3/8"	5-13/16"	2-13/16"	8	13.5	108
2-3/8"	5-13/16"	4-3/8"	5.33	20.3	108
2-3/8"	5-13/16"	5-13/16"	4	27	108
2-3/8"	8-13/16"	5-13/16"	2.66	40.6	108

All measurements are approximate.



ABOUT

GALLERIES

WALLS

PROGRAM

PAVERS

COLORS

SPECS



# Abington Texture



DELAWARE WATER GAP, PA  
*Hazelnut*

CENTRAL PA  
*Nutmeg*





# PAVERS



Brandy



Chestnut



Desert




Nutmeg




Hazlenut




Willow



Midnight



Mist Gray



Brandywine



Walnut



FRANKLIN LAKES, NJ  
*Willow*

ABOUT

GALLERIES

WALLS

PROGRAM

PAVERS

COLORS

SPECS



# Hampton Plains

SCOTCH PLAINS, NJ  
*Nutmeg*



# PAVERS



Brandy



Chestnut



Desert



Nutmeg



Hazlenut




Willow



Midnight



Mist Gray



Brandywine



Walnut

## HAMPTON PLAINS - OCTO DECOR

HEIGHT	LENGTH	WIDTH	PIECES/ SQ FT	SQ FT/ CUBE	PIECES/ CUBE
2-3/8"	8-13/16"	6-3/16"	3.6	88	316
2-3/8"	8-13/16"	3-1/8"	4.5	88	396

## HAMPTON PLAINS - 4X8, 6X6, 6X9

HEIGHT	LENGTH	WIDTH	PIECES/ SQ FT	SQ FT/ CUBE	PIECES/ CUBE
2-3/8"	7-13/16"	3-7/8"	4.5	120	540
2-3/8"	5-13/16"	5-13/16"	4	112	448
2-3/8"	8-13/16"	5-13/16"	2.66	105	280

## HAMPTON PLAINS - ASHLAR KIT 101 SQ FT / CUBE

HEIGHT	LENGTH	WIDTH	PIECES/ SQ FT	SQ FT/ CUBE	PIECES/ CUBE
2-3/8"	5-13/16"	2-13/16"	8	13.5	108
2-3/8"	5-13/16"	4-3/8"	5.33	20.3	108
2-3/8"	5-13/16"	5-13/16"	4	27	108
2-3/8"	8-13/16"	5-13/16"	2.66	40.6	108

All measurements are approximate.

*Hampton Plains features a smooth, flat surface with beveled edges.*



ABOUT

GALLERIES

WALLS

PROGRAM

PAVERS

COLORS

SPECS





# Salemstone

NORTHEASTERN, PA  
*Willow*



# PAVERS



Willow



Chestnut



Desert



NORTHEASTERN, PA  
*Willow*

*Salemstone is a unique, 3 piece pavingstone system that replicates the look of natural bluestone. Due to it's larger size, Salemstone installs very quickly with beautiful results. Create timeless patterns that will last a lifetime.*

SALEMSTONE - SMALL, MEDIUM, LARGE					
HEIGHT	LENGTH	WIDTH	PIECES/ SQ FT	SQ FT/ CUBE	PIECES/ CUBE
2 - 3 / 8"	9.5"	13"	0.86	24.03	28
2 - 3 / 8"	13"	13"	1.17	32.76	28
2 - 3 / 8"	19"	13"	1.72	48.16	28

All measurements are approximate.



ABOUT

GALLERIES

WALLS

PROGRAM

PAVERS

COLORS

SPECS





# Circle Kits

DELAWARE WATER GAP, PA  
*Liberty Stone*



# PAVERS



Brandy



Chestnut



Desert



Nutmeg



Hazlenut




Willow



Midnight



Mist Gray



Brandywine



Walnut

*The 8' diameter circle kit can be combined with other circle kits for larger diameters or fan patterns. Circle Kits are available in our Stoneface and Waverly TrueTumbled series as well as our Hampton Plains and Abington Texture standard series finishes.*



FRANKLIN LAKES, NJ  
*Willow*

CIRCLE KIT - 66 SQ FT/CUBE				
NAME	PC/UNIT		NAME	PC/UNIT
STARTER	9		ENHANCED CIRCLE	9
HALF	9		3/4 STONE	126
SMALL CIRCLE	9		LARGE CIRCLE	198

All measurements are approximate.



ABOUT

GALLERIES

WALLS

PROGRAM

PAVERS

COLORS

SPECS



# Bullnose



WILKES BARRE, PA  
*Midnight*

HOLMDEL, NJ  
*Midnight*





# PAVERS




Willow



Chestnut



Desert



Midnight




BROOKLYN, NY  
*Hazlenut*

OTISVILLE, NY  
*Willow*

*Bullnose features a smooth, flat surface. A Bullnose unit is used for edging, capping walls, coping, etc.*

HAMPTON PLAINS 4X12 BULLNOSE					
HEIGHT	LENGHT	WIDTH	PIECES/ SQ FT	SQ FT/ CUBE	PIECES/ CUBE
2-3/8"	12"	3-7/8"	3	107	320

All measurements are approximate.



ABOUT

GALLERIES

WALLS

PROGRAM

PAVERS

COLORS


SPECS



# TrueTumbled Wall Blended



Brandy




Chestnut



Desert



Hazlenut



Nutmeg



Willow



---

*Disclaimer: Photos of our stones portrayed in this guide are approximate representations. Exact colors and appearances may vary as our products are made from 100% natural aggregates. We recommend you make your selection from actual product samples available from your local LibertyStone™ dealer.*

---

MT. ARLINGTON, NJ  
*Brandy*



## Standard Wall Blended



Brandy




Chestnut




Desert



Hazlenut




Nutmeg




Willow


## Standard Wall Solid




Clay



Midnight



Buckskin



Mist Gray



# TrueTumbled Paver Blended



Brandy



Chestnut



Desert



Hazlenut



Nutmeg



Willow



---

*Disclaimer: Photos of our stones portrayed in this guide are approximate representations. Exact colors and appearances may vary as our products are made from 100% natural aggregates. We recommend you make your selection from actual product samples available from your local LibertyStone™ dealer.*

---

CLARK, NJ  
*Willow*



## Standard Paver Blended



Brandy



Chestnut



Desert



Hazlenut



Nutmeg



Willow

## Standard Paver Solid



Midnight



Mist Gray
















Brandywine



Walnut







# LIBERTYSTONE™ WALLS

	<b>VIENNA WALL</b> Perfect for garden walls, flower beds and planter boxes. Very economical tumbled wall system for the do-it-yourselfer. It is designed for walls 28 inches and under.	DIMENSIONS	FACE SQ FT / UNIT	SQ FT/ PALLET	UNIT WEIGHT	UNITS/ PALLET	PALLET WEIGHT	COLOR CODE	PRICE/ PIECE FOB
		4H X 8D X 12L	0.33	48	27	144	3888	C	
	<b>VIENNA WALL CAP</b> The Vienna Cap is split on front and back and tapered to minimize cuts on curved wall applications. It provides the finishing touch for Vienna or Chateau walls.	DIMENSIONS	FACE SQ FT / UNIT	SQ FT/ PALLET	UNIT WEIGHT	UNITS/ PALLET	PALLET WEIGHT	COLOR CODE	PRICE/ PIECE FOB
		2-3/8H X 9D X 12L	0.20	28	18	140	2520	B	
	<b>STONELEDGE 3" ASHLAR</b> This 3" high, 10" wide double sided tumbled wall system is perfect for free standing screen walls as well as sitting walls. Use with our 6" high Stoneledge System or use as a stand-alone system for low height wall applications. <b>Connectors are included</b> in Ashlar pricing.	DIMENSIONS	FACE SQ FT / UNIT	SQ FT/ PALLET	UNIT WEIGHT	UNITS/ PALLET	PALLET WEIGHT	COLOR CODE	PRICE/ PIECE FOB
		3H X 10 X 6L	.125		11 lbs				
		3H X 10 X 9L	.25	45	17 lbs	48 pcs each	4008	B	
		3H X 10 X 12L	.375		22 lbs				
	<b>STONELEDGE 6" ASHLAR</b> This 6" high, 10" wide double sided tumbled wall system is perfect for sitting walls, free standing screen walls as well as structural retaining walls. The tumbled texture and multiple sizes replicate the look of an old world stone wall. <b>Connectors are included</b> in Ashlar pricing.	DIMENSIONS	FACE SQ FT / UNIT	SQ FT/ PALLET	UNIT WEIGHT	UNITS/ PALLET	PALLET WEIGHT	COLOR CODE	PRICE/ PIECE FOB
		6H X 10 X 6L	.25		20 lbs				
		6H X 10 X 12L	.50	36	42 lbs	24 pcs each	3072	B	
		6H X 10 X 18L	.75		66 lbs				
	<b>STONELEDGE 6" STANDARD</b> This tumbled, 6" high, 12" deep unit is split on one face and can be used for near vertical or setback walls. It's near solid design does not require core-filling. <b>Connectors are included</b> in Standard pricing.	DIMENSIONS	FACE SQ FT / UNIT	SQ FT/ PALLET	UNIT WEIGHT	UNITS/ PALLET	PALLET WEIGHT	COLOR CODE	PRICE/ PIECE FOB
		6H X 12D X 18L	.75	36	79 lbs	48	3792	B	
	<b>STONELEDGE 6" CORNER/PIER PALLET</b> Two different size units can be used to build outside 90° corners, dress off changes in wall height as well as build 3 different size piers (16x16, 22x22 or 28x28). Unused pieces can easily be integrated back into a Stoneledge Ashlar wall. No wasted pieces.	DIMENSIONS	FACE SQ FT / UNIT	SQ FT/ PALLET	UNIT WEIGHT	UNITS/ PALLET	PALLET WEIGHT	COLOR CODE	PRICE/ PIECE FOB
		6H X 10 X 6L 6H X 10 X 12L	.25 .50	18	25 lbs 48 lbs	24 sets (48 pcs)	1752	B	
	<b>STONELEDGE 6" 90° CORNER</b> Stoneledge corner units are used to build 90° corners, dress off changes in grade at top of a wall or to build elegant piers or columns. A 28"x28" pier can be built using 4 tumbled corner units per course	DIMENSIONS	FACE SQ FT / UNIT	SQ FT/ PALLET	UNIT WEIGHT	UNITS/ PALLET	PALLET WEIGHT	COLOR CODE	PRICE/ PIECE FOB
		6H X 9D X 18L	0.75	36	54	40	2160	C	
	<b>3" STONELEDGE UNIVERSAL WALL CAP</b> A cap split on both front, back and tumbled. The perfect finishing touch to Stoneledge wall systems.	DIMENSIONS	FACE SQ FT / UNIT	LINEAL FT/ PALLET	UNIT WEIGHT	UNITS/ PALLET	PALLET WEIGHT	COLOR CODE	PRICE/ PIECE FOB
		3H X 12D X 18L	.375	96	52	64	3328	B	
	<b>CORNERSTONE 8" ANTIQUE</b> Specially developed antiquing process simulates the appearance of old Brownstone. A very cost effective alternative to tumbled systems.	DIMENSIONS	FACE SQ FT / UNIT	SQ FT/ PALLET	UNIT WEIGHT	UNITS/ PALLET	PALLET WEIGHT	COLOR CODE	PRICE/ PIECE FOB
		8H X 12D X 18L	1	40	72	40	2880	F	
	<b>KEYSTONE 6" COUNTRY MANOR</b> Keystone Country Manor offers the appearance of rustic, hand-laid stone walls with the strength and ease of installation provided by the latest in modular, pin connected technology. Rugged, yet blended with color and character, these high strength concrete units appear as natural stone that has weathered over time like the old world stone walls found throughout Europe.	DIMENSIONS	FACE SQ FT / UNIT	SQ FT/ PALLET	UNIT WEIGHT	UNITS/ PALLET	PALLET WEIGHT	COLOR CODE	PRICE/ PIECE FOB
		6h x 10d x 16l	.66	13.33	60	20			
		6h x 10d x 12l	.5	10	42	20			
		6h x 10d x 12l	.5	10	42	20			
		6h x 10d x 10l	.42	8.2	35	20	4080	B	
		6h x 10d x 8l	.33	6.6	25	20			
	<b>4" STRAIGHT FACE GARDENER</b> Features unique handholds for ease of placement, as well as a rear lip for interlocking and setback.	DIMENSIONS	FACE SQ FT / UNIT	SQ FT/ PALLET	UNIT WEIGHT	UNITS/ PALLET	PALLET WEIGHT	COLOR CODE	PRICE/ PIECE FOB
		4H X 8D X 12L	0.33	48	26	144	3744	A	
	<b>4" RADIUS FACE GARDENER</b> Features unique handholds for ease of placement, as well as a rear lip for interlocking and setback.	DIMENSIONS	FACE SQ FT / UNIT	SQ FT/ PALLET	UNIT WEIGHT	UNITS/ PALLET	PALLET WEIGHT	COLOR CODE	PRICE/ PIECE FOB
		4H X 8D X 11L	0.31	44	22	144	3456	A	
	<b>GARDENER CAP</b> For use with our Gardener wall block. Split on front and back, these caps are tapered to minimize cuts on curved wall applications. Provides the finishing touch to Gardener walls.	DIMENSIONS	FACE SQ FT / UNIT	SQ FT/ PALLET	UNIT WEIGHT	UNITS/ PALLET	PALLET WEIGHT	COLOR CODE	PRICE/ PIECE FOB
		2-3/8H X 9D X 12L	0.20	28	18	140	3168	A	





# SPECIFICATIONS


 <p><b>MIRASTONE 6"</b> Developed for the customer who prefers a 6" height in a functional and strong unit. It offers all of the same installation advantages as the 8" Cornerstone Standard block.</p>	DIMENSIONS	FACE SQ. FT. / UNIT	SQ. FT. / PALLET	UNIT WEIGHT	UNITS / PALLET	PALLET WEIGHT	COLOR CODE	PRICE / PIECE FOB
	6H X 12D X 18L	0.75	36	59	48	2832	C	
 <p><b>STONEVISTA 3" ASHLAR</b> This 3" high, 10" wide double sided wall system is perfect for free standing screen walls as well as sitting walls. Use with our 6" high Stoneledge System or use as a stand-alone system for low height wall applications. Connectors are included in Ashlar pricing.</p>	DIMENSIONS	FACE SQ. FT. / UNIT	SQ. FT. / PALLET	UNIT WEIGHT	UNITS / PALLET	PALLET WEIGHT	COLOR CODE	PRICE / PIECE FOB
	3H X 10 X 6L	.125		11 lbs	24 pcs each	4008	B	
	3H X 10 X 9L	.1875	45	17 lbs				
	3H X 10 X 12L	.25		22 lbs				
 <p><b>STONEVISTA 6" ASHLAR</b> This 6" high, 10" wide double sided wall system is perfect for free standing screen walls as well as sitting walls. With its multiple lengths, it creates the look of hand laid stone. <b>Connectors are included</b> in Ashlar pricing.</p>	DIMENSIONS	FACE SQ. FT. / UNIT	SQ. FT. / PALLET	UNIT WEIGHT	UNITS / PALLET	PALLET WEIGHT	COLOR CODE	PRICE / PIECE FOB
	6H X 10 X 6L	.25		20 lbs	24 pcs each	3072	B	
	6H X 10 X 12L	.50	36	42 lbs				
	6H X 10 X 18L	.75		66 lbs				
 <p><b>STONEVISTA 6" STANDARD</b> An untumbled version of our popular Stoneledge Standard. The single sided splitface Stonevista unit is extremely versatile for both near vertical or set back applications. It's near solid design does not require core-filling. The unit also has a splitting groove to allow for field-split 90° corners. <b>Connectors included</b> in unit price.</p>	DIMENSIONS	FACE SQ. FT. / UNIT	SQ. FT. / PALLET	UNIT WEIGHT	UNITS / PALLET	PALLET WEIGHT	COLOR CODE	PRICE / PIECE FOB
	6H X 12D X 18L	0.75	36	79	48	3792	B	
 <p><b>STONEVISTA 6" CORNER/PIER PALLET</b> An untumbled version of the Stoneledge Corner/Pier Pallet. Two different size units can be used to build outside 90° corners, dress off changes in wall height as well as build 3 different size piers (16x16, 22x22 or 28x28). Unused pieces can easily be integrated back into a Stonevista Ashlar wall. No wasted pieces.</p>	DIMENSIONS	FACE SQ. FT. / UNIT	SQ. FT. / PALLET	UNIT WEIGHT	UNITS / PALLET	PALLET WEIGHT	COLOR CODE	PRICE / PIECE FOB
	6H X 10 X 6L 6H X 10 X 12L	.25 .50	18	25 lbs 48 lbs	24 sets (48 pcs)	1752	B	
 <p><b>6" UNIVERSAL 90° CORNER</b> Units are used to build 90° corners, dress off changes in grade at top of a wall or to build elegant piers or columns. A 28"x28" pier can be built using 4 corner units per course.</p>	DIMENSIONS	FACE SQ. FT. / UNIT	SQ. FT. / PALLET	UNIT WEIGHT	UNITS / PALLET	PALLET WEIGHT	COLOR CODE	PRICE / PIECE FOB
	6H X 9D X 18L	0.75	36	54	40	2592	C	
 <p><b>8" CORNERSTONE STRAIGHT FACE</b> Quick and easy installation. No pins or connectors needed. Our superior blended colors are perfect for any residential or commercial wall applications.</p>	DIMENSIONS	FACE SQ. FT. / UNIT	SQ. FT. / PALLET	UNIT WEIGHT	UNITS / PALLET	PALLET WEIGHT	COLOR CODE	PRICE / PIECE FOB
	8H X 12D X 18L	1	40	75	40	3000	E	
 <p><b>8" CORNERSTONE RADIUS FACE</b> Quick and easy installation. No pins or connectors needed. Unique curved face provides depth and texture.</p>	DIMENSIONS	FACE SQ. FT. / UNIT	SQ. FT. / PALLET	UNIT WEIGHT	UNITS / PALLET	PALLET WEIGHT	COLOR CODE	PRICE / PIECE FOB
	8H X 12D X 17L	.944	38	75	40	3000	E	
 <p><b>KEYSTONE COMPAC II</b> Quick and easy installation. No pins or connectors needed. Unique curved face provides depth and texture.</p>	DIMENSIONS	FACE SQ. FT. / UNIT	SQ. FT. / PALLET	UNIT WEIGHT	UNITS / PALLET	PALLET WEIGHT	COLOR CODE	PRICE / PIECE FOB
	8h x 12d x 18l	1	40	80	40	3200	G	
 <p><b>8" UNIVERSAL 90° CORNER</b> Cornerstone corner units may be used with any of our 8x18 wall systems. Use for 90 degree corners, dress off changes in grade at top of a wall, or build elegant piers or columns. A 28"x28" pier can be built using 4 corner units per course.</p>	DIMENSIONS	FACE SQ. FT. / UNIT	SQ. FT. / PALLET	UNIT WEIGHT	UNITS / PALLET	PALLET WEIGHT	COLOR CODE	PRICE / PIECE FOB
	8H X 9D X 18L	1	40	72	40	2880	E	
 <p><b>3" UNIVERSAL WALL CAP</b> For use with all of our available wall systems. Split on the front and back faces, these caps can be cut for curved wall applications.</p>	DIMENSIONS	FACE SQ. FT. / UNIT	LINEAL FT. / PALLET	UNIT WEIGHT	UNITS / PALLET	PALLET WEIGHT	COLOR CODE	PRICE / PIECE FOB
	3H X 12D X 18L	0.375	96 Lin Ft	52	64	3328	E	
 <p><b>MESA STANDARD</b> The Mesa wall system was designed for the Engineer that is looking for a positive end-bearing connection. Tensar geogrids must be used when constructing a Mesa Standard wall.</p>	DIMENSIONS	FACE SQ. FT. / UNIT	SQ. FT. / PALLET	UNIT WEIGHT	UNITS / PALLET	PALLET WEIGHT	COLOR CODE	PRICE / PIECE FOB
	8H X 11D X 18L	1	48	70	48	3360	D	




## LIBERTYSTONE™ PAVERS


		<b>WAVERLY TRUETUMBLLED™</b> <b>4" X 8" (Holland Stone)</b> Waverly TrueTumbled™ - Features smooth top in a fully tumbled product.										
SIZE	THICKNESS	PIECES /SQ FT	BANDS/ CUBE	PIECES /BAND	SQ FT/BAND	SQ FT/ LAYER	SQ FT/ PALLET	UNIT WEIGHT	UNITS/ PALLET	PALLET WEIGHT	COLOR CODE	PRICE/ SQ FT FOB
4X8 (HOLLAND)	2-3/8"	4.5	6	90	20	13.33	120	6 lbs	540	3298	C	


		<b>WAVERLY TRUETUMBLLED™</b> <b>6" X 6"</b> Waverly TrueTumbled™ - Features smooth top in a fully tumbled product.										
SIZE	THICKNESS	PIECES /SQ FT	BANDS/ CUBE	PIECES /BAND	SQ FT/BAND	SQ FT/ LAYER	SQ FT/ PALLET	UNIT WEIGHT	UNITS/ PALLET	PALLET WEIGHT	COLOR CODE	PRICE/ SQ FT FOB
6X6	2-3/8"	4	8	56	14	16	112	6.75 lbs	448	2625	C	

		<b>WAVERLY TRUETUMBLLED™</b> <b>6" X 9"</b> Waverly Antique - Features smooth top in a fully tumbled product.										
SIZE	THICKNESS	PIECES /SQ FT	BANDS/ CUBE	PIECES /BAND	SQ FT/BAND	SQ FT/ LAYER	SQ FT/ PALLET	UNIT WEIGHT	UNITS/ PALLET	PALLET WEIGHT	COLOR CODE	PRICE/ SQ FT FOB
6X9	2-3/8"	2.66	8	35	13	15	105	10.15 lbs	280	2779	C	

		<b>WAVERLY TRUETUMBLLED™ ASHLAR KIT</b> Waverly TrueTumbled™ - Features smooth top in a fully tumbled product. Kit includes 108 each of 3X6, 4-1/2x6, 6x6 and 6x9										
SIZE	THICKNESS	PIECES /SQ FT	BANDS/ CUBE	PIECES /BAND	SQ FT/BAND	SQ FT/ LAYER	SQ FT/ PALLET	UNIT WEIGHT	UNITS/ PALLET	PALLET WEIGHT	COLOR CODE	PRICE/ SQ FT FOB
VARIED	2-3/8"	N/A	N/A	N/A	N/A	11.23	101	N/A	432 (108 ea size)	2675	C	


		<b>WAVERLY TRUETUMBLLED™ CIRCLE KIT</b> Waverly TrueTumbled™ Circle Kit - Features smooth surface in a fully tumbled product. The 8' diameter circle kit can be combined with other circle kits for larger diameters or fan patterns. Sold by full pallet only.										
SIZE	THICKNESS	SQ FT/ PALLET	PALLET CONTENTS							PALLET WEIGHT	COLOR CODE	PRICE/ SQ FT FOB
CIRCLE KIT	2-3/8"	66	Starter - 9 , Half - 9, Small Circle - 9, 3/4 Stone - 126, Enhanced Small Circle - 9, Large Circle - 198							1764	C	


		<b>STONEFACE TRUETUMBLLED™</b> <b>4" X 8" (Holland Stone)</b> Stoneface TrueTumbled™ - Features a stone-like surface in a fully tumbled paver.										
SIZE	THICKNESS	PIECES /SQ FT	BANDS/ CUBE	PIECES /BAND	SQ FT/BAND	SQ FT/ LAYER	SQ FT/ PALLET	UNIT WEIGHT	UNITS/ PALLET	PALLET WEIGHT	COLOR CODE	PRICE/ SQ FT FOB
4X8 (HOLLAND)	2-3/8"	4.5	6	90	20	13.33	120	6.0 lbs	540	3240	C	


		<b>STONEFACE TRUETUMBLLED™</b> <b>6" X 6"</b> Stoneface TrueTumbled™ - Features a stone-like textured surface in a fully tumbled paver.										
SIZE	THICKNESS	PIECES /SQ FT	BANDS/ CUBE	PIECES /BAND	SQ FT/BAND	SQ FT/ LAYER	SQ FT/ PALLET	UNIT WEIGHT	UNITS/ PALLET	PALLET WEIGHT	COLOR CODE	PRICE/ SQ FT FOB
6X6	2-3/8"	4	8	56	14	16	112	6.75 lbs	448	2625	C	





# SPECIFICATIONS


		<b>STONEFACE TRUETUMBLLED™</b> <b>6" X 9"</b> Stoneface TrueTumbled™ - Features a stone-like surface in a fully tumbled paver.										
SIZE	THICKNESS	PIECES /SQ FT	BANDS/ CUBE	PIECES /BAND	SQ FT/BAND	SQ FT/ LAYER	SQ FT/ PALLET	UNIT WEIGHT	UNITS/ PALLET	PALLET WEIGHT	COLOR CODE	PRICE/ SQ FT FOB
6X9	2-3/8"	2.66	8	35	13	15	105	10.15 lbs	280	2560	C	


		<b>STONEFACE TRUETUMBLLED™ ASHLAR KIT</b> Stoneface TrueTumbled™ - Features a stone-like surface in a fully tumbled paver. Kit includes 108 each of 3X6, 4-1/2x6, 6x6 and 6x9										
SIZE	THICKNESS	PIECES /SQ FT	BANDS/ CUBE	PIECES /BAND	SQ FT/BAND	SQ FT/ LAYER	SQ FT/ PALLET	UNIT WEIGHT	UNITS/ PALLET	PALLET WEIGHT	COLOR CODE	PRICE/ SQ FT FOB
VARIED	2-3/8"	N/A	N/A	N/A	N/A	11.23	101	N/A	432 (108 ea size)	2484	C	

		<b>STONEFACE TRUETUMBLLED™ CIRCLE KIT</b> Stoneface TrueTumbled™ Circle Kit - Features stone-like surface in a fully tumbled paver. The 8' diameter circle kit can be combined with other circle kits for larger diameters or fan patterns. Sold by full pallet only.										
SIZE	THICKNESS	SQ FT/ PALLET	PALLET CONTENTS							PALLET WEIGHT	COLOR CODE	PRICE/ SQ FT FOB
CIRCLE KIT	2-3/8"	66	Starter - 9, Half - 9, Small Circle - 9, 3/4 Stone - 126, Enhanced Small Circle - 9, Large Circle - 198							1716	C	

		<b>ABINGTON TEXTURE</b> <b>6" X 6"</b> Abington Texture - Features a dimpled or hammered surface with rolled edges.										
SIZE	THICKNESS	PIECES /SQ FT	BANDS/ CUBE	PIECES /BAND	SQ FT/BAND	SQ FT/ LAYER	SQ FT/ PALLET	UNIT WEIGHT	UNITS/ PALLET	PALLET WEIGHT	COLOR CODE	PRICE/ SQ FT FOB
6X6	2-3/8"	4	8	56	14	16	112	6.875 lbs	448	2912	A	

		<b>ABINGTON TEXTURE</b> <b>6" X 9"</b> Abington Texture - Features a dimpled or hammered surface with rolled edges.										
SIZE	THICKNESS	PIECES /SQ FT	BANDS/ CUBE	PIECES /BAND	SQ FT/BAND	SQ FT/ LAYER	SQ FT/ PALLET	UNIT WEIGHT	UNITS/ PALLET	PALLET WEIGHT	COLOR CODE	PRICE/ SQ FT FOB
6X9	2-3/8"	2.66	8	35	13	15	105	10.3 lbs	280	2576	A	

		<b>ABINGTON TEXTURE ASHLAR KIT</b> Abington Texture - Features a dimpled or hammered surface with rolled edges. Kit includes 108 each of 3X6, 4-1/2x6, 6x6 and 6x9										
SIZE	THICKNESS	PIECES /SQ FT	BANDS/ CUBE	PIECES /BAND	SQ FT/BAND	SQ FT/ LAYER	SQ FT/ PALLET	UNIT WEIGHT	UNITS/ PALLET	PALLET WEIGHT	COLOR CODE	PRICE/ SQ FT FOB
VARIED	2-3/8"	N/A	N/A	N/A	N/A	11.23	101	N/A	432 (108 ea size)	2418	B	

		<b>ABINGTON TEXTURE CIRCLE KIT</b> Features a dimpled or hammered surface with rolled edges. The 8' diameter circle kit can be combined with other circle kits for larger diameters or fan patterns. Sold by full pallet only.										
SIZE	THICKNESS	SQ FT/ PALLET	PALLET CONTENTS							PALLET WEIGHT	COLOR CODE	PRICE/ SQ FT FOB
CIRCLE KIT	2-3/8"	66	Starter - 9, Half - 9, Small Circle - 9, 3/4 Stone - 126, Enhanced Small Circle - 9, Large Circle - 198							1716	C	

ABOUT

GALLERIES

WALLS


PROGRAM


PAVERS


COLORS


SPECS





		<b>HAMPTON PLAINS</b> <b>4" X 8" (Holland Stone)</b> Features a smooth, flat surface with beveled edges.										
SIZE	THICKNESS	PIECES /SQ FT	BANDS/ CUBE	PIECES /BAND	SQ FT/BAND	SQ FT/ LAYER	SQ FT/ PALLET	UNIT WEIGHT	UNITS/ PALLET	PALLET WEIGHT	COLOR CODE	PRICE/ SQ FT FOB
4X8	2-3/8"	4.5	6	90	20	13.33	120	6 lbs	540	3120	A	


		<b>HAMPTON PLAINS</b> <b>6" X 6"</b> Features a smooth, flat surface with beveled edges.										
SIZE	THICKNESS	PIECES /SQ FT	BANDS/ CUBE	PIECES /BAND	SQ FT/BAND	SQ FT/ LAYER	SQ FT/ PALLET	UNIT WEIGHT	UNITS/ PALLET	PALLET WEIGHT	COLOR CODE	PRICE/ SQ FT FOB
6X6	2-3/8"	4	8	56	14	16	112	6.75 lbs	448	2912	A	


		<b>HAMPTON PLAINS</b> <b>6" X 9"</b> Features a smooth, flat surface with beveled edges.										
SIZE	THICKNESS	PIECES /SQ FT	BANDS/ CUBE	PIECES /BAND	SQ FT/BAND	SQ FT/ LAYER	SQ FT/ PALLET	UNIT WEIGHT	UNITS/PAL-LET	PALLET WEIGHT	COLOR CODE	PRICE/ SQ FT FOB
6X9	2-3/8"	2.66	8	35	13	15	105	10.15 lbs	280	2766	A	

		<b>HAMPTON PLAINS ASHLAR KIT</b> Features a smooth, flat surface with beveled edges. Kit includes 108 each of 3x6, 4-1/2x6, 6x6 and 6x9										
SIZE	THICKNESS	PIECES /SQ FT	BANDS/ CUBE	PIECES /BAND	SQ FT/BAND	SQ FT/ LAYER	SQ FT/ PALLET	UNIT WEIGHT	UNITS/PAL-LET	PALLET WEIGHT	COLOR CODE	PRICE/ SQ FT FOB
VARIED	2-3/8"	N/A	N/A	N/A	N/A	11.23	101	N/A	432 (108 ea size)	2484	B	

		<b>HAMPTON PLAINS CIRCLE KIT</b> Features Smooth, flat surface with beveled edges. 8' diameter circle. Can be combined with other circle kits for larger diameters or fan patterns. Sold by full pallet only.										
SIZE	THICKNESS	SQ FT/ PALLET	PALLET CONTENTS							PALLET WEIGHT	COLOR CODE	PRICE/ SQ FT FOB
CIRCLE KIT	2-3/8"	66	Starter - 9, Half - 9, Small Circle - 9, 3/4 Stone - 126, Enhanced Small Circle - 9, Large Circle - 198							1716	A	

		<b>HAMPTON PLAINS BULLNOSE</b> Features a smooth, flat surface. Bullnose unit is used for edging, capping walls, coping, etc. Sold by full pallet only.										
SIZE	THICKNESS	PIECES /SQ FT	BANDS/ CUBE	PIECES /BAND	SQ FT/BAND	SQ FT/ LAYER	SQ FT/ PALLET	UNIT WEIGHT	UNITS/PAL-LET	PALLET WEIGHT	COLOR CODE	PRICE/ SQ FT FOB
4 X 12	2-3/8"	3	4	80	26.67	21.33	107	8 lbs	320	2560	A	

		<b>HAMPTON PLAINS OCTO DÉCOR AND EDGER</b> Features a smooth, flat surface with beveled edges. This Octagonal unit with tailpiece is available in full size or edger. Bands available see chart below.										
SIZE	THICKNESS	PIECES /SQ FT	BANDS/ CUBE	PIECES /BAND	SQ FT/BAND	SQ FT/ LAYER	SQ FT/ PALLET	UNIT WEIGHT	UNITS/PAL-LET	PALLET WEIGHT	COLOR CODE	PRICE/ SQ FT FOB
FULL	2-3/8"	3.6	4	80	26.6	11.11	88	7.5 lbs	316	2240	A	
EDGER	2-3/8"	4.5	NA	NA	NA	11.11	88	6 lbs	396	2240	A	

		<b>SALEMSTONE ASHLAR KIT</b>										
SIZE	THICKNESS	PIECES /SQ FT	BANDS/ CUBE	PIECES /BAND	SQ FT/BAND	SQ FT/ LAYER	SQ FT/ PALLET	UNIT WEIGHT	UNITS/PAL-LET	PALLET WEIGHT	COLOR CODE	PRICE/ SQ FT FOB
9 1/2" x 13" 13" x 13" 19" x 13"	2-3/8"	.86 1.17 1.72	N/A	N/A	N/A	N/A	105	N/A	28 each Size	2888	D	



# SPECIFICATIONS

## COLOR CODES

### RETAINING WALLS

#### A - Gardener - 6 Blends and 5 Solids

##### Straight Face Blends

Willow, Brandy, Chestnut, Nutmeg, Desert, Hazlenut

##### Radius Face Solids

Mist Gray, Brandywine, Clay, Buckskin, Midnight

##### Radius Face Blends

Willow, Brandy, Chestnut, Desert

#### B - Blends - 6 Blends Only

Willow, Brandy, Chestnut, Nutmeg, Desert, Hazlenut

#### C - Blends & Solids - 6 Blends and 2 Solids

##### Blends

Willow, Brandy, Chestnut, Nutmeg, Desert, Hazlenut

##### Solids

Goldenrod, Midnight

### RETAINING WALLS

#### D - Mesa - 3 Blends

Willow, Brandy, Chestnut

#### E - Cornerstone - 6 Blends & 4 Solids

##### Straight Face Blends

Willow, Brandy, Chestnut, Nutmeg, Desert, Hazlenut

##### Radius Face Solids

Mist Gray, Midnight, Clay, Buckskin

##### Radius Face Blends

Willow, Brandy, Chestnut

#### F - CS Antique - 4 Blends

Willow, Brandy, Chestnut, Hazlenut

#### G - KeyStone Compac - 4 Blends

Willow, Chestnut, Desert, Nutmeg

### PAVERS

#### A - All - 6 Blends and 4 Solids

##### Blends

Willow, Brandy, Chestnut, Nutmeg, Desert, Hazlenut

##### Solids

Mist Gray, Brandywine, Walnut, Midnight

#### B - Blends - 6 Blends Only

Willow, Brandy, Chestnut, Nutmeg, Desert, Hazlenut

#### C - TrueTumble™ - 6 Blends Only

##### Blends

Willow, Brandy, Chestnut, Nutmeg, Desert, Hazlenut

#### D - Salemstone - 3 Blends Only

##### Blends

Willow, Chestnut, Desert

## LIBERTYSTONE™ ACCESSORIES



### GEOGRIDS

Geogrids are used to add superior strength to retaining walls. Typically geogrids are used in walls that are constructed over four feet tall.

Description	Price
Universal (Bi-Axial), 4x50, 10 Roll/Cartron	
Universal (Bi-Axial), 6x50, 10 Roll/Cartron	
5 Series, 6x150, 20 Roll/Pallet	
5 Series, 12x150, 3 Roll/Bundle	
7 Series, 6x150, 20 Roll/Pallet	
7 Series, 12x150, 3 Roll/Bundle	



### ADHESIVES

The superior, professional strength adhesive for brick, pavers, block, masonry and concrete. Available in two sizes.

Description	1-19 Case	20-30 Case	38 Case
10.5 oz. tubes, 12/Case, 38 Case/Pallet			
Description	1-9 Case	10-30 Case	38 Case
29 oz. tubes, 12/Case, 38 Case/Pallet			

## LibertyStone™ Lifetime Warranty

LibertyStone Hardscaping Systems warrants the structural integrity of our retaining wall and pavingstone products to the original purchaser upon showing proof of purchase. If a LibertyStone product should prove to be defective, the defective material will be replaced. Proper installation practices consistent with industry standards must be followed. Problems arising from neglect or abuse shall not be grounds for product replacement. Product warranty does not cover shipping fees or costs arising from product removal or installation. Color matching of replacement product cannot be guaranteed. For additional information on our warranty please log on to [www.liberty-stone.net](http://www.liberty-stone.net).



BEDMINSTER, NJ  
Brandy, Chestnut & Nutmeg Mix





**LIBERTYSTONE™**  
HARDSCAPING SYSTEMS

601 Salem Road Archbald PA 18403 USA (866) 429-4545

**[www.liberty-stone.net](http://www.liberty-stone.net)**

