



**800 to 1000 MHz**

# ANT900D SERIES

## EXPOSED DIPOLE & DIPOLE ARRAY ANTENNA

### PIM/PIP Models Available

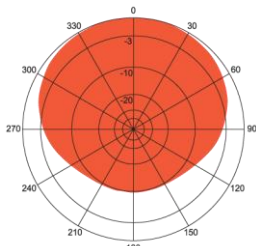
ANT900DX-PIM PIM Only  
 ANT900DX-PIM-PIP PIM + PIP

The Telewave Exposed Dipole line of antennas are rugged steerable antennas suited for the most hostile environments.

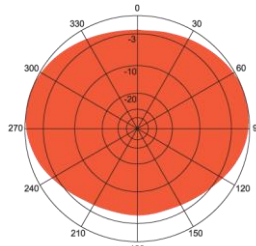
These antennas are constructed with brass and copper elements that are soldered together, preventing internally produced intermodulation products. Telewave PIM-Rated antennas are precisely built with treated materials to achieve a PIM rating of -150 dBc or better

Each antenna is completely protected using our high-tech Txylan™ coating, found only on Telewave's antennas. This special coating, unlike paint or other look-alikes, provides icing resistance and protection from corrosive gases, UV radiation, salt spray, acid rain, and wind-blown sand. The phasing harness is fully sealed by Telewave's Millennium Seal™ technology.

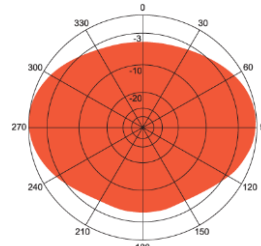
When ordering, specify all TX and RX frequencies, and Up/Down tilt requirements. Telewave support can assist with any special mounting needs.



**Offset Circular**  
1/4 wavelength spacing



**Cardioid**  
3/8 wavelength spacing



**Bi-directional**  
1/2 wavelength spacing



D6-9 Type Shown  
Clamps Included  
Mast Not Included

COMMON SPECIFICATIONS			
Frequency Range	800 to 1000 MHz	Passive intermodulation rating <sup>1</sup> (PIM)	-150 dBc or better
Maximum Input Power	500 watts	Peak Instantaneous Power <sup>2</sup> (PIP)	25 KW
Input VSWR	1.5:1 or less	Wind rating / with 0.5" ice	200/175 mph (322/282 kph)
Supported Polarization	Vertical	Max Vertical Beam Tilt (No tilt single D)	15 degrees up or down
RF Impedance	50 ohms	DC Impedance	Short
Supported RF Connectors	N Male, DIN 7/16 Male	Supported Mast Outer Diameter	1.5 to 2.5 in (3.8 to 6.3 cm)
Temperature range Normal and TX Versions	-40 to +140 °F -40 to +60 °C	Temperature range AK Versions	-58 to +140 °F -50 to +60 °C
Coastal / Salt Air / Corrosive Air Suitable	Yes, TX & AK Versions Txylan™ coated clamps	Shipping Mode (All Models)	Freight/UPS/FedEx/etc.

<sup>1</sup> Specifications apply only to PIM-Rated Models <sup>2</sup> Specifications apply only to PIP-Rated Models

SPECIFIC SPECIFICATIONS	D (1 Dipole)	D3 (2 Dipole)	D6-9 (4 Dipole)	D7-12 (8 Dipole)
Gain dBd / dBi (Pattern Dependent)	1 to 2.5 (3.1 to 4.6)	3 to 6 (5.1 to 8.1)	6 to 9 (8.1 to 11.1)	7 to 12 (9.1 to 14.1)
Vertical beam width (Cardioid Pat)	80°	40°	20°	10°
Equivalent flat plate area Ft (meter)	0.1 ft <sup>2</sup> (0.01 m <sup>2</sup> )	0.2 ft <sup>2</sup> (0.02 m <sup>2</sup> )	0.4 ft <sup>2</sup> (0.04 m <sup>2</sup> )	2.9 ft <sup>2</sup> (0.27 m <sup>2</sup> )
Lateral thrust at 100 MPH	4 Lb.	9 Lb.	20 Lb.	135 Lb.
Tower weight (antenna + clamps)	3 Lb.	7 Lb.	11 Lb.	36 Lb.
Antenna dimensions (L x D) in (cm)	8 x 6 (20.3 x 15.4)	21 x 6 (53.3 x 15.4)	49 x 6 (124.5 x 15.4)	148 x 12 (376 x 17.8)
Shipping weight				
Ship dimensions (L X W X H) in (cm)				