

ANT900D, D3, D6-9

DIPOLE AND DIPOLE ARRAY 1 TO 9 dBd


The Telewave ANT900D series consists of single, dual, and 4-element dipole array antennas with a precision phasing harness for optimum performance. The antenna horizontal pattern is field-adjustable, for any current or future coverage requirements. The exceptionally wide bandwidth and high efficiency of these antennas make them ideal for many applications, including trunking, cellular, data, and paging.

Each dipole element is constructed with 6061-T6 aluminum, fully welded to prevent intermodulation. The 2 and 4 element arrays utilize a power divider for minimum loss.

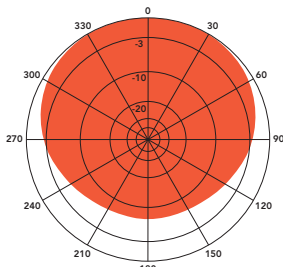
Each antenna is also completely sealed with our high-tech Txylan™ coating, which resists water and ice buildup, and provides exceptional protection from corrosive gases, UV radiation, salt spray, acid rain and windblown abrasives.

Each element includes a heavy-duty custom clamp set for mounting to a 0.5"-1.5" diameter galvanized steel support pipe or tower leg.

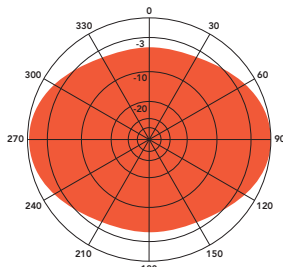
Up to 15 degrees of electrical uptilt or downtilt may be specified for D3 or D6-9 models. Desired tilt angle must be included on the order, and consultation with our antenna engineering staff is requested.



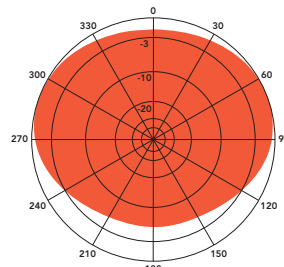
ANT900D6-9
(Harness not shown)
Support mast is customer-supplied



H-Plane gain 9.27 dBd
1/4 wl. spacing from tower



H-Plane gain 8.7 dBd
1/2 wl. spacing from tower



H-Plane gain 9.1 dBd
3/8 wl. spacing from tower

COMMON SPECIFICATIONS

Frequency (continuous)	800-1000 MHz	Wind rating	200 MPH
Power rating (typ.)	500 watts	(with 0.5" ice)	175 MPH
Impedance	50 ohms		
VSWR	1.5:1 or less		
Pattern	Adjustable: Offset circular, cardioid, or bidirectional		
Termination	N-Female or 7-16 DIN (opt.) on power divider		

MODEL SPECIFICATIONS	ANT900D	ANT900D3	ANT900D6-9
Gain (dependent on pattern)	1-2.5 dBd	3-6 dBd	6-9 dBd
Vertical beamwidth (3/8 wl.)	84°	35°	17°
Dimensions (H x D) (max)	8 x 6 in.	21 x 6 in.	49 x 6 in.
Weight (antenna + clamps)	3 lb.	7 lb.	11 lb.
Maximum exposed area	0.1 ft. ²	0.2 ft. ²	0.4 ft. ²
Lateral thrust at 100 MPH	4 lb.	9 lb.	20 lb.