

ANT220D, D3, D6-9 DIPOLE AND DIPOLE ARRAY 1 TO 9 dBd


The Telewave ANT220D series consists of single, dual, and 4-element dipole array antennas with a precision phasing harness for optimum performance. The antenna horizontal pattern is field-adjustable, for any current or future coverage requirements. The wide bandwidth and high efficiency of these antennas make them ideal for many applications, including wireless PTC, trunking, business, public safety, and amateur radio.

Each dipole element is constructed with 6061-T6 aluminum, and welded at the base for maximum strength. Each antenna is also completely sealed with our high-tech Txytan™ coating, which resists water and ice

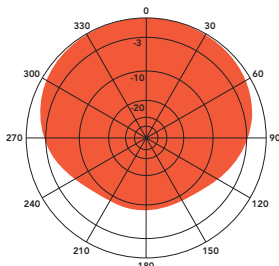
buildup, and provides exceptional protection from corrosive gases, UV radiation, salt spray, acid rain and windblown abrasives. The phasing harness is fully sealed by Telewave's Millenium Seal™ technology.

All components are at DC ground potential for lightning protection. Each dipole element includes a heavy-duty custom clamp set for mounting to a 1.5"-2.5" diameter galvanized steel support pipe or tower leg.

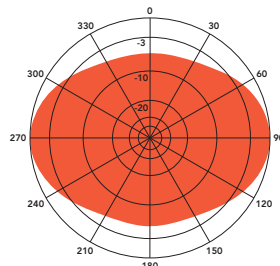
Up to 15 degrees of electrical uptilt or downtilt may be specified for D3 or D6-9 models. Desired tilt angle must be included on the order, and consultation with our antenna engineering staff is requested.



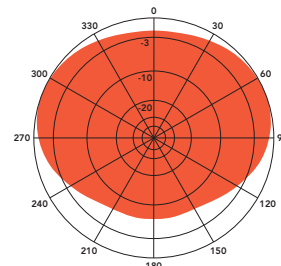
ANT220D6-9
(Harness not shown)
Support mast is customer-supplied



H-Plane: Gain 9.1 dBd
1/4 wl. spacing from tower



H-Plane: Gain 9.1 dBd
1/2 wl. spacing from tower



H-Plane: Gain 8.5 dBd
3/8 wl. spacing from tower

COMMON SPECIFICATIONS

Frequency (continuous)	216-252 MHz	Lightning protection	DC Ground
Power rating (typ.)	500 watts	Wind rating	175 MPH
Impedance	50 ohms	(with 0.5" ice)	150 MPH
VSWR	1.5:1 or less		
Pattern	Adjustable: Offset circular, cardioid, or bidirectional		
Termination	N-Male or 7-16 DIN (opt.) on harness feed cable		

MODEL SPECIFICATIONS	ANT220D	ANT220D3	ANT220D6-9
Gain (dependent on pattern)	1-2.5 dBd	3-6 dBd	6-9 dBd
Vertical beamwidth (3/8 spacing)	78°	37°	18°
Dimensions (H x D) max	23 x 28 in.	61 x 28 in.	137 x 28 in.
Weight (antenna + clamps)	5 lb.	11 lb.	23 lb.
Maximum exposed area	0.51 ft. ²	1.1 ft. ²	2.3 ft. ²
Lateral thrust at 100 MPH	20 lb.	43 lb.	94 lb.
Electrical uptilt / downtilt	N/A	1-15°	1-15°