

ANT 550D, D3, D6-9

DIPOLE AND DIPOLE ARRAY 1 TO 9 dBd

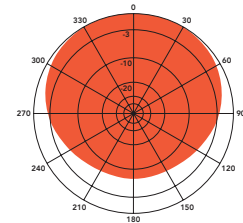
The Telewave ANT550D series consists of single, dual, and 4-element dipole array antennas with a precision phasing harness, for any current or future coverage requirements. The wide bandwidth and high efficiency of these antennas make them ideal for many applications, including trunking, business, public safety, and government communication.

Each dipole element is constructed with 6061-T6 aluminum, and welded at the base for maximum strength. Each antenna is also completely sealed with our high-tech Txytan™ coating, which resists water and ice buildup, and provides exceptional protection from corrosive

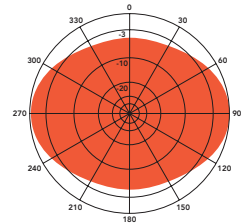
gases, UV radiation, salt spray, acid rain and windblown abrasives. The phasing harness is fully sealed by Telewave's Millenium Seal™ technology.

All components are at DC ground potential for lightning protection. Each dipole element includes a heavy-duty custom clamp set for mounting to a 1.5"-2.5" diameter galvanized steel support pipe or tower leg.

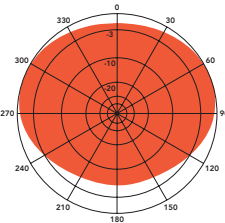
Up to 15 degrees of electrical uptilt or downtilt may be specified for D3 or D6-9 models. Desired tilt angle must be included on the order, and consultation with our antenna engineering staff is requested.




H-Plane gain 9.1dBd
1/4 wl. spacing from tower



H-Plane gain 9.1dBd
1/2 wl. spacing from tower



H-Plane gain 8.5dBd
3/8 wl. spacing from tower



ANT550D6 - 9
(Harness not shown)
Support mast is customer-supplied

COMMON SPECIFICATIONS			
Frequency (continuous)	500-600 MHz	Lightning protection	DC Ground
Power rating (typ.)	500 watts	Wind rating	175 MPH
Impedance	50 ohms	(with 0.5" ice)	150 MPH
VSWR	1.5:1 or less		
Pattern	Adjustable: Offset circular, cardioid, or bidirectional		
Termination	N-Male or 7-16 DIN (opt.) on harness feed cable		
MODEL SPECIFICATIONS	ANT550D	ANT550D3	ANT550D6-9
Gain (dependent on pattern)	1-2.5 dBd	3-6 dBd	6-9 dBd
Vertical beamwidth (3/8 wl.)	78°	33°	18°
Dimensions (H x D) max	12 x 11 in.	29 x 11 in.	60 x 11 in.
Weight (antenna + clamps)	7 lb.	14 lb.	20 lb.
Maximum exposed area	0.21 ft. ²	0.42 ft. ²	0.84 ft. ²
Lateral thrust at 100 MPH	8 lb.	16 lb.	33 lb.