

ANT450F10

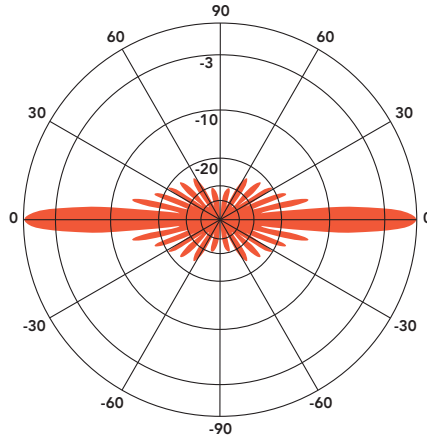
FIBERGLASS COLLINEAR ANTENNA 10 dBd

The Telewave ANT450F10 is an extremely rugged, high-gain, fiberglass collinear antenna, designed for operation in all environmental conditions. The antenna is constructed with brass and copper elements, connected at DC ground potential for lightning impulse protection.


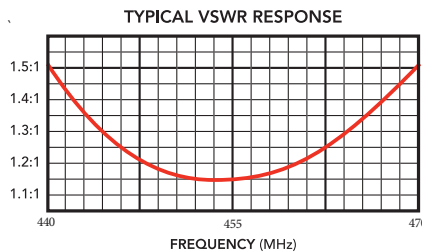
All junctions are fully soldered to prevent RF intermodulation, and each antenna is completely protected within a rugged, high-tech radome to ensure survivability in the worst environments. The "Cool Blue" radome provides maximum protection from corrosive gases, ultraviolet radiation, icing, salt spray, acid rain, and wind blown abrasives.

The ANT450F10 includes an ANTC482 dual clamp set for mounting to a 1.5" to 3.5" O.D. support pipe, and a 24" removable RG-213 N-Male jumper. Stand-off and top mounts are also available.

NOTE: THIS ANTENNA IS SHIPPED VIA TRUCK FREIGHT ONLY



ANT450F10 - 450 MHz
Vertical Plane
Gain = 10.06 dBd



| SPECIFICATIONS | | | |
|------------------------|--------------------------------------|-------------------------------------|----------------------|
| Frequency (continuous) | 440-470 MHz | Dimensions (L x base diam.) in. | 244 x 2.75 |
| Gain | 10 dBd | Tower weight (antenna + clamps) | 41 lb. |
| Power rating (typ.) | 500 watts | Shipping weight | 62 lb. |
| Impedance | 50 ohms | Wind rating / with 0.5" ice | 150 / 125 MPH |
| VSWR | 1.5:1 or less | Maximum exposed area | 4.0 ft. ² |
| Pattern | Omnidirectional | Lateral thrust at 100 MPH | 159 lb. |
| Vertical beamwidth | 7° | Bending moment at top clamp | 1010 ft. lb. |
| Termination | Recessed N Female 7-16 DIN-F opt. | (100 MPH, 40 PSF flat plate equiv.) | |